

NOISE AND VIBRATION MONITORING REPORT OCTOBER 2023

**LIVERPOOL HEALTH AND ACADEMIC
PRECINCT**

LENDLEASE BUILDING PTY LTD



PROPERTY RISK AUSTRALIA



STATEMENT OF LIMITATIONS

This report has been prepared by Property Risk Australia Pty Ltd (PRA) for the benefit of Lendlease Construction Pty Ltd (hereafter the 'Client') in accordance with the agreement/contract between PRA and the Client. The works carried out in preparing this report have been performed in accordance with the proposal, scope of works, general terms and conditions and special terms and conditions, agreed in consultation with the Client.

This report has been prepared with information available at the time of report preparation and within the time and budgetary constraints imposed by the Client. PRA does not accept responsibility for inaccurate or incomplete information provided by the Client or third parties, nor for updates or changes to information made after the preparation of this report.

This report is solely for the use of the Client and has not been prepared for use by any other person or third party. This report must only be presented in full and may not be used by any person or third party, other than the Client, unless agreed to in writing by PRA. This will allow PRA to ensure that the intended use or interpretation of the report is fit for purpose and agreed to by the Client. PRA accepts no responsibility for damages arising from use of this report or supplementary information.

PRA CONTACT DETAILS

Company Name:	Property Risk Australia Pty Ltd
ABN:	65 611 579 223
Postal Address:	PO Box 95, Mascot NSW 1460
Email:	info@propertyrisk.com.au
Website:	www.propertyrisk.com.au
Phone	+61 438 003 158

DOCUMENT QUALITY CONTROL

Report Title:	Noise and Vibration Monitoring Report - October 2023			
Site Name:	Liverpool Health and Academic Precinct			
Site Address:	Goulburn Street, Liverpool NSW 2170			
Client Name:	Lendlease Construction Pty Ltd			
Job Number:	PRJ-000719			
Revision Number	Revision Date	Author(s)	Reviewer(s)	Status
1	10 November 2023	Brendon Phan	Scott Bamford	Final



CONTENTS

1	Introduction	3
1.1	Scope.....	3
2	Guidelines and Standards	3
3	Project Overview.....	3
3.1	Site Location and Existing Environment.....	3
3.2	Summary of Works.....	3
4	Construction Noise Monitoring	4
4.1	Unattended Noise Monitoring.....	4
4.2	Noise Management Levels.....	4
4.3	Unattended Noise Monitoring Results	5
4.4	Noise Discussion.....	5
5	Vibration Monitoring	6
5.1	Vibration Criteria.....	6
5.2	Unattended Vibration Monitoring.....	6
5.3	Vibration Results	7
	Appendix A Figures	i
	Appendix B Results.....	ii
	Appendix C Calibration Certificates	iii

1 INTRODUCTION

Property Risk Australia Pty Ltd (PRA) conduct construction noise and vibration monitoring on behalf of **Lendlease Construction Pty Ltd** (Lendlease, the 'Client') for the redevelopment works at Liverpool Health and Academic Precinct, Goulburn Street, Liverpool NSW 2170 (hereafter the 'site') throughout the duration of main stage 1 and 2 works. The site and redevelopment locations are provided in **Appendix A – Figures 1 and 2**.

1.1 Scope

The objective of the noise and vibration monitoring is to assist with management during the works by providing ongoing unattended noise monitoring to assess compliance against the project Noise Management Levels (NMLs) and real-time vibration monitoring. Noise and vibration alerts are provided to the project team based on real time monitoring at sensitive receivers located at the site's periphery. This report will provide guidance to Lendlease regarding the noise and vibration levels present at Liverpool Hospital during October 2023.

2 GUIDELINES AND STANDARDS

The primary guidelines, specifications, and policy documents relevant to the monitoring include, but are not limited to:

- o NSW DECCW *Interim Construction Noise Guideline* (ICNG) 2009.
- o NSW DEC *Assessing Vibration: A Technical Guideline* 2006.
- o Australian Standard AS 2436:2010 '*Acoustics – Guide to Noise Control on Construction, Maintenance and Demolition Sites*'.
- o British Standard 6472: *Guide to evaluation of human exposure to vibration in buildings (1 Hz to 80 Hz)*.
- o British Standard 7385: Part 2 – *Evaluation and measurement of vibration in buildings*.
- o German Standard *DIN 4150: Structural Vibration in Buildings - Effects on Structures*.

3 PROJECT OVERVIEW

3.1 Site Location and Existing Environment

Liverpool Hospital, located 26 kilometres south-west of the Sydney CBD, is part of the South-Western Sydney Local Health District. It is bound by Goulburn Street to the West, Elizabeth Street to the South and Campbell Street to the North and is bisected by the Sydney Trains Main South Railway Line.

The area immediately surrounding the hospital features a variety of usages including Bigge Park to the south, educational institutions such as Liverpool Boys and Girls High Schools to the North and TAFE NSW to the south. A variety of mixed use (B4) and high-density residential properties (R4) are located to the west and whilst general industrial (IN1) activity dominates the east.

The sites regional setting and stages of work are presented in **Appendix A – Figure 1**.

3.2 Summary of Works

The Liverpool Health and Academic Precinct is a \$790 million dollar project to located at Liverpool Hospital. Early works, which included various services and infrastructure upgrades, concluded in August 2021 and are now followed by main stage work which include the following:

- o An integrated cancer centre with inpatient, ambulatory, diagnostic, outpatient, and research facilities.
- o Critical care services including an emergency department, intensive care facilities and specialist care nursery.
- o Maternity and podiatric inpatient and ambulatory facilities.
- o An aged care and rehabilitation centre.
- o Ambulatory care and outpatient clinical services.
- o A new multi-storey carpark.

The work is divided into two stages with the first stage including redevelopment of the hospitals main entrance, maternity services, outpatient and support services and includes the development of a new pathology department and expansion of the pre-existing emergency department. The second stage of works includes construction of the new Integrated Services Building, a new wellness centre and loading dock. Other areas of the hospital are also scheduled to be refurbished throughout the works.

4 CONSTRUCTION NOISE MONITORING

4.1 Unattended Noise Monitoring

Two (2) NATA-calibrated unattended noise monitoring systems were deployed at Liverpool Hospital to conduct noise monitoring throughout October 2023. Noise monitoring was performed using ARL NGARA 4G Class 1 sound level meters which were field calibrated using handheld Pulsar model 105 field calibrators prior to monitoring. Monitoring was continuous, taking place during day, evening, and night periods with a trigger point set at the project noise management levels to capture exceedances which sends alerts to the client. Each of the relevant NATA calibration certificates can be found in **Appendix C**.

The monitors were placed at locations representative of the ambient noise experienced by the hospital occupants and neighbouring sensitive receivers in accordance with the NSW DECCW *Interim Construction Noise Guidelines (ICNG)* and AS 2436:2010.

4.2 Noise Management Levels

Background noise monitoring was undertaken by Acoustic Logic in June 2018 (EIS ref.: *Appendix A SSD Acoustic Assessment 4_kh*) to establish rating background levels (RBLs) for the site. The RBLs were used to calculate the Noise Management Levels (NMLs) for the site (**Table 1**) in accordance with the ICNG.

Table 1: Unattended Noise Monitor Locations and Rating Background Levels

Monitor Number	Receiver	Noise Management Levels, $L_{Aeq, 15min}$ (dB)		
		Day (7am – 6pm)	Evening (6pm -10pm)	Night (10pm – 7am)
N1	External, Goulburn Residential Balcony	52	47	44
N2	Internal, level 1, Audiology Storeroom	45		

4.3 Unattended Noise Monitoring Results

Table 2 contains a summary of the noise data by comparing the percentage of noise readings during construction that exceed the NMLs by various amounts. **Appendix B** contains a full list of the noise readings for the month.

Table 2: Summary of Unattended Noise Monitoring During Construction Hours

Criterion	Exceedance	N1: 55-59 Goulburn Street, Balcony	N2: Level 1, Audiology NUM Office
Noise Affected NML <i>L_{Aeq, 15min}</i> (dB)	≤0 dB	0.09%	88.69%
	>0 and ≤5 dB	38.57%	10.04%
	>5 and ≤10 dB	48.79%	1.00%
	>10 and ≤15 dB	9.15%	0.00%
	>15 and ≤20 dB	2.96%	0.09%
	>20 dB	0.45%	0.18%
Highly Noise Affected NML, <i>L_{Aeq, 15min}</i> (dB)	Exceedance	0.27%	0.00%

4.4 Noise Discussion

Noise levels at location N1 (residential property opposite the site on Goulburn Road) exceeded the Highly Noise Affected NML during operational hours on three occasions:

- Thursday 19th October 2023 at 15:30, 16:15 and 16:30hrs.

Noise levels were rarely (0.09%) below the Noise Affected NML at any time within and outside the site’s operating hours. This indicates that noise from other sources, most notably from road traffic on Goulburn Road, is a significant influence and likely attributable to many of exceedances during operating hours. Noise levels during operating hours did not exceed the Noise Affected NML by more than 10 dB most (87.45%) of the time.

Noise levels at location N2 (Audiology) did not exceed the Noise Affected NML for over three-quarters of the time (88.69%) during operating hours. Noise levels during operating hours did not exceed the Noise Affected NML by more than 10 dB almost all of the time (99.73%).

There were no exceedances above the Highly Noise Affected NML during operational hours at the N2 location.

5 VIBRATION MONITORING

5.1 Vibration Criteria

Condition C20 of the Planning approval (SSD 10389) states that vibration caused by construction must be limited to the criteria contained within the latest version of German standard *DIN 4150-3 Vibrations in buildings - Part 3: Effects on structures*. That standard provides recommendations for vibration levels below which cosmetic or structural damage is unlikely. Vibration criteria are specified in terms of Peak Particle Velocity (PPV) in various frequency ranges for different types of building construction. The criteria apply to vibration in the building foundations.

Vibration criteria to assess human response are specified within the EPA guidelines *Assessing Vibration: A Technical Guideline* (2006). The guideline is based on British Standard *BS 6472:1992 Evaluation of human exposure to vibration in buildings (1-80 Hz)*. That standard evaluates the probability of adverse comment from occupants of various buildings usages in terms of Vibration Dose Value (VDV). VDV is a root-mean-quad average of frequency-weighted vibration acceleration on the floor(s) of the building.

Table 3 contains vibration criteria adopted for the project. These are in terms of vibration velocity (PPV) and are from *Appendix C* of the EPA guidelines.

Table 3: Project Vibration Criteria

Place	Period	Preferred Value, PPV (mm/s)	Maximum Value, PPV (mm/s)
Critical Working Areas (e.g., hospital operating theatres, precision laboratories)	Day or Night-Time	0.14	0.28

For additional context, **Table 4** reproduces suggestions of expected community reactions to various levels of construction vibration from British Standard *BS 5228-2:2009*.

Table 4: Guidance on the Effects of Ground Vibration Levels (BS 5228-2:2009, Annex B)

Peak Vibration Level (mm/s)	Likely Stakeholder Response
0.14	Barely perceptible to all but the most sensitive situations for construction related environmental vibration.
0.3	Barely perceptible in residential settings.
1.0	Strong likelihood for a complaint – it is recommended warning is given before work commences.
10	Vibration is intolerable for any more than a very brief exposure period.

5.2 Unattended Vibration Monitoring

One (1) NATA calibrated unattended vibration monitor was deployed within the Liverpool Hospital oncology bunker to conduct building vibration monitoring. Vibration monitoring was performed using a Svantek SV-803, which records Peak Particle Velocity (PPV) over time. The NATA-accredited calibration certificate is presented in **Appendix C**.

There were no vibration monitoring results between 1 October 2023 to 27 October 2023 due to a battery power supply issue and hospital restrictions that prevented the relocation of vibration monitor



to a suitable location with access to mains power. Access was provided by the Client and hospital to install a replacement vibration monitor on 27 October 2023 09:00 hrs.

5.3 Vibration Results

No results are available between the monitoring period of 1 October 2023 to 27 October 2023. Vibration results between the period 27 October 2023 09:00 hrs to 31 October 2023 23:59 hrs have been provided in **Appendix B**.

There were no exceedances above the adopted site criteria.



APPENDIX A FIGURES



Title:	Site Location and Regional Context
Project ID:	PRJ-000719
Project Location:	Liverpool Health and Academic Precinct Elizabeth and Goulburn Street, Liverpool NSW 2170
Figure Number:	01
Client:	Lendlease Construction Pty Ltd
Map Scale:	1:8,000
CRS:	GDA2020 / MGA zone 56
Source:	SixMaps
Prepared By:	Brendon Phan
Reviewed By:	Scott Bamford
Date:	05/07/2023
Revision:	V1

Legend

- Site Boundary
- Buildings**
- Scheduled for Demolition
- Hospital Structure
- Sensitive Receptor
- Demolished
- Critical Infection Control Zones

All extents and locations are approximate.



Disclaimer: Property Risk Australia Pty Ltd (PRA) compiled this map from numerous sources to provide a summary of spatial information for this project. This map is not prepared for or suitable for legal, engineering or surveying purpose.

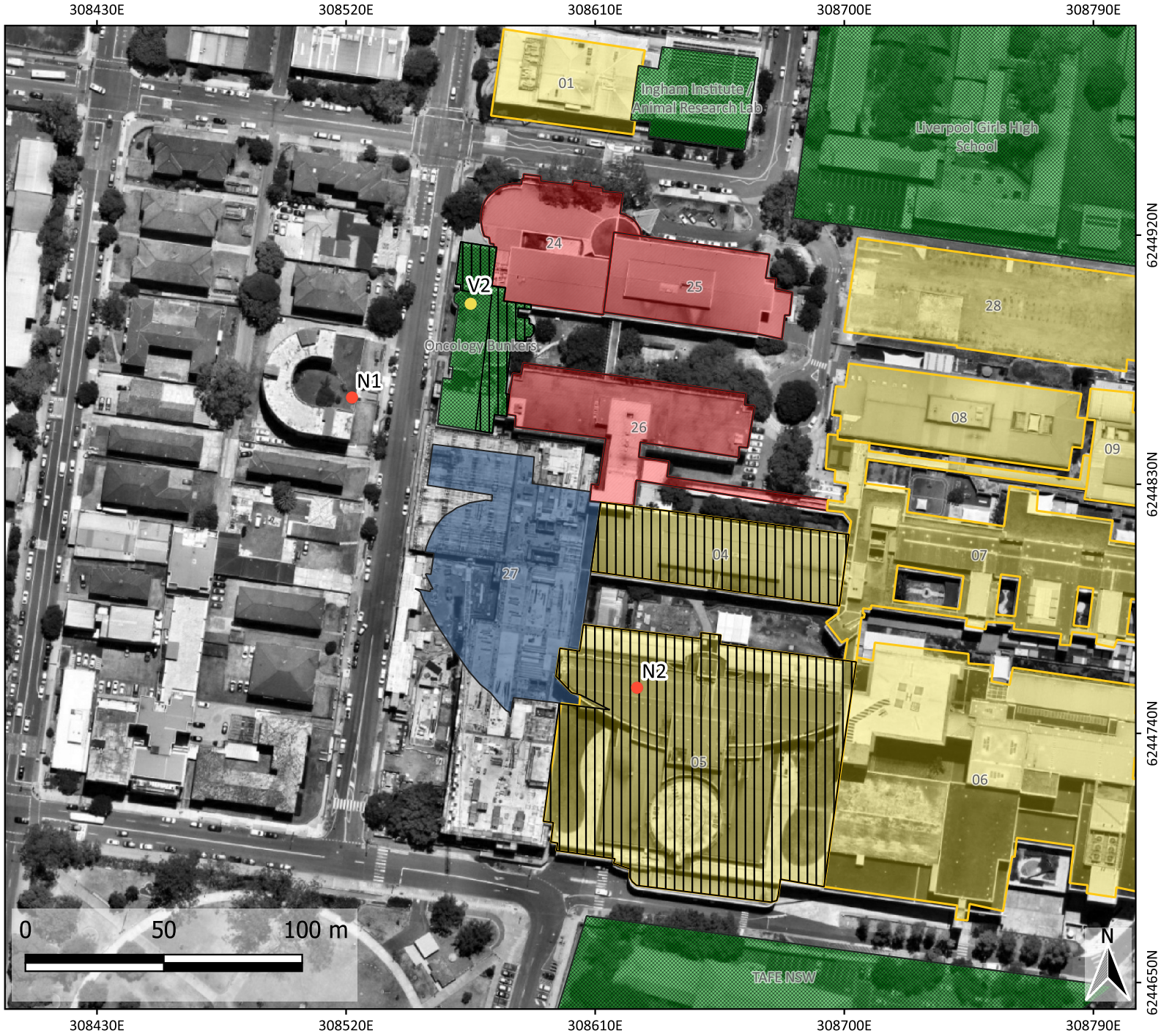


Title:	Noise and Vibration Monitoring Locations
Project ID:	PRJ-000719
Project Location:	Elizabeth & Goulburn Street, Liverpool, NSW 2170
Project Description:	Environmental Noise and Vibration Monitoring at Liverpool Health and Academic Precinct Site
Figure Number:	02
Client:	Lendlease Construction Pty Ltd
Map Scale:	1:2,000
CRS:	GDA2020 / MGA zone 56
Source:	Nearmap (18 Jan 2023)
Prepared By:	Brendon Phan
Reviewed By:	Scott Bamford
Date:	04/07/2023
Revision:	V1

Legend

- Buildings**
- Scheduled for Demolition
 - Hospital Structure
 - Sensitive Receptor
 - Demolished
 - Critical Infection Control Zones
- Environmental Monitors**
- Ground Vibration Monitor
 - Noise Logger

All extents and locations are approximate.





APPENDIX B RESULTS

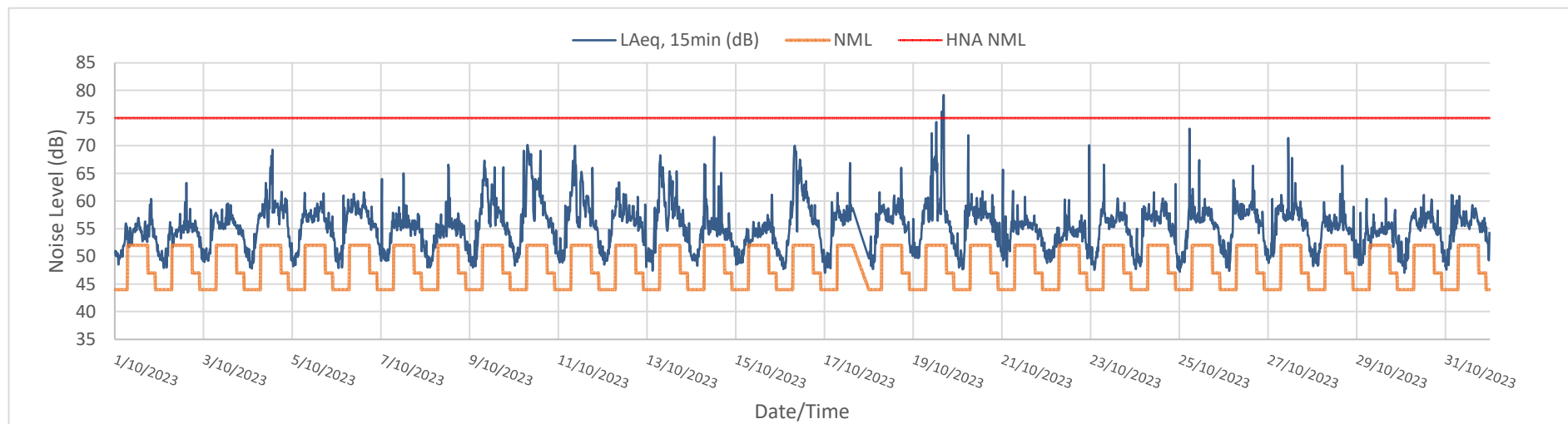


Liverpool Health and Academic Precinct - Noise Monitoring
 N1: 55-59 Goulburn Street Balcony
 October 2023



Overall Project Performance ¹	Within approved operating hours
Highly Noise Affected NML - LAeq, 15min (dB)	
Exceedance	0.69%
Non-exceedance	99.31%
Noise Affected NML - LAeq, 15min (dB)	
≤0 dB	13.31%
>0 and ≤5 dB	20.11%
>5 and ≤10 dB	41.34%
>10 and ≤15 dB	19.71%
>15 and ≤20 dB	4.06%
>20 dB	1.46%

Monthly Performance	Within approved operating hours
Highly Noise Affected NML - LAeq, 15min (dB)	
Exceedance	0.28%
Non-exceedance	99.72%
Noise Affected NML - LAeq, 15min (dB)	
≤0 dB	0.09%
>0 and ≤5 dB	38.34%
>5 and ≤10 dB	48.94%
>10 and ≤15 dB	9.22%
>15 and ≤20 dB	2.95%
>20 dB	0.46%



¹ Measurements for the overall project performance at N1 location are available between 1 October 2021 to 4 May 2022 and 11 October 2022 to 31 October 2023.

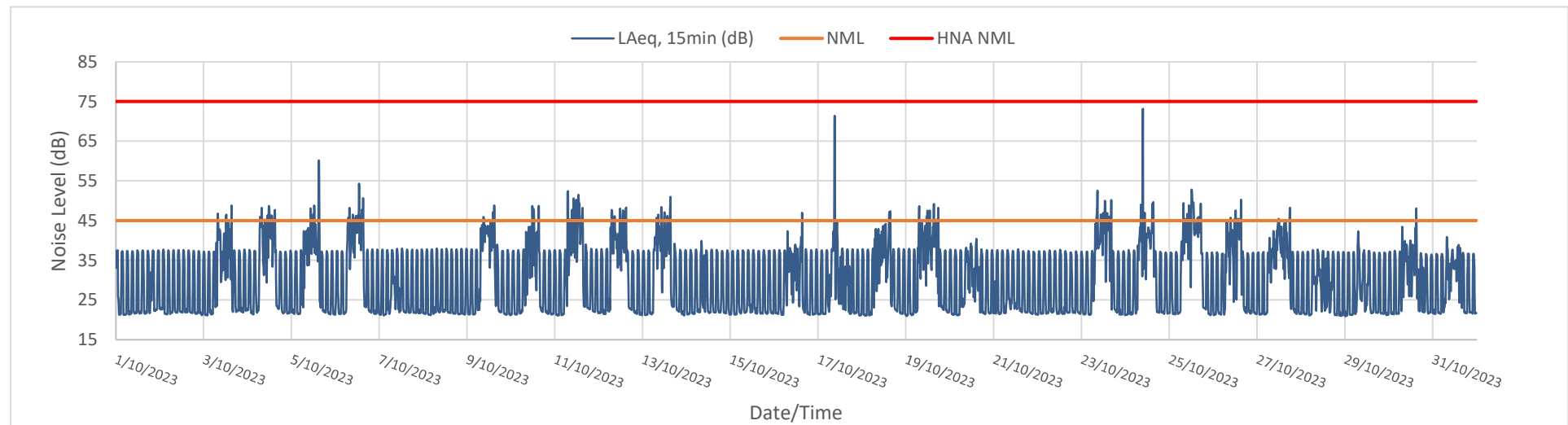


Liverpool Health and Academic Precinct - Noise Monitoring
 N2: Level 1 Audiology
 October 2023

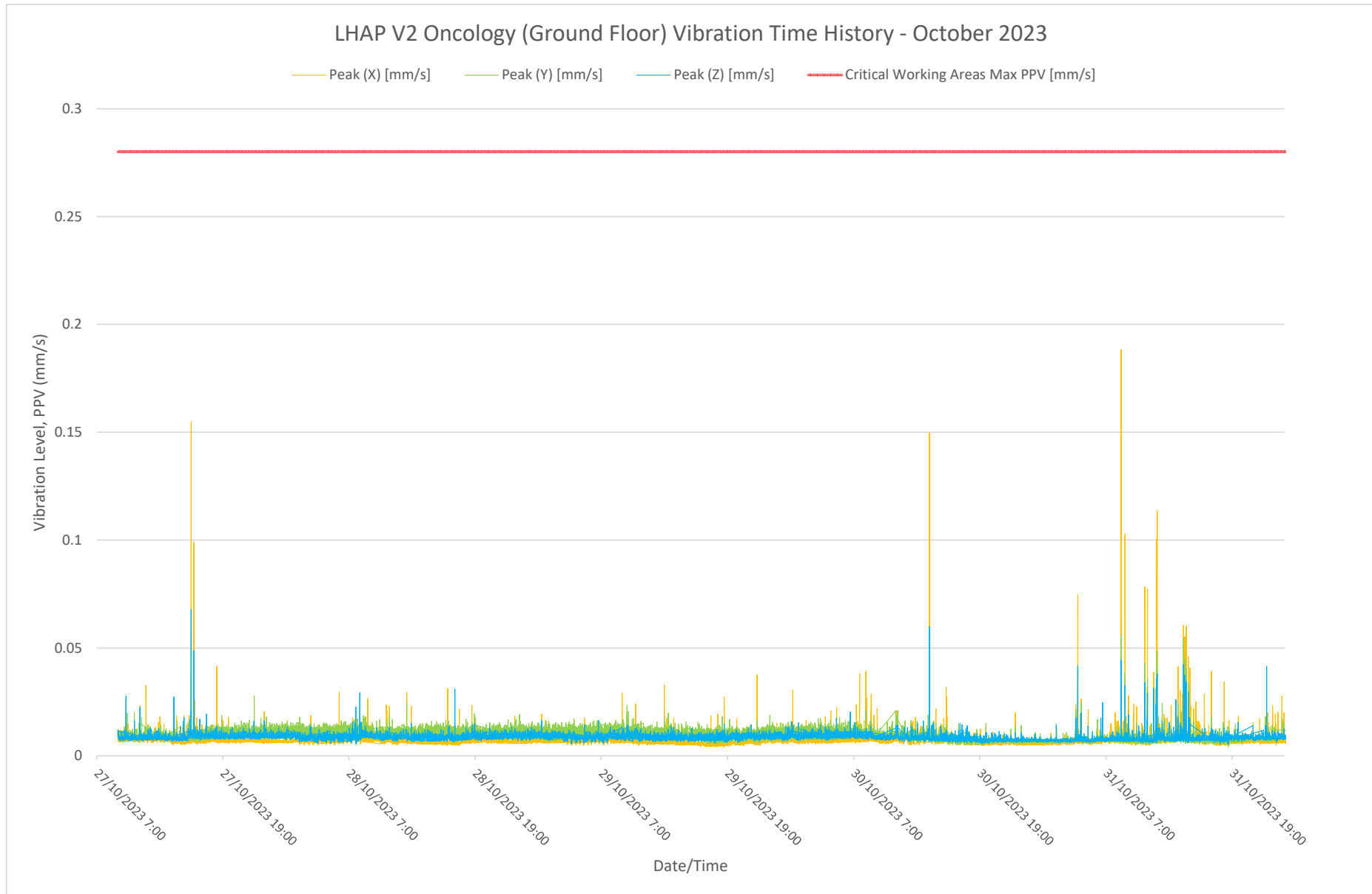


Overall Project Performance	Within approved operating hours
Highly Noise Affected NML - LAeq, 15min (dB)	
Exceedance	0.43%
Non-exceedance	99.57%
Noise Affected NML - LAeq, 15min (dB)	
≤0 dB	67.49%
>0 and ≤5 dB	12.45%
>5 and ≤10 dB	8.34%
>10 and ≤15 dB	7.38%
>15 and ≤20 dB	3.19%
>20 dB	1.14%

Monthly Performance	Within approved operating hours
Highly Noise Affected NML - LAeq, 15min (dB)	
Exceedance	0.00%
Non-exceedance	100.00%
Noise Affected NML - LAeq, 15min (dB)	
≤0 dB	88.69%
>0 and ≤5 dB	10.04%
>5 and ≤10 dB	1.00%
>10 and ≤15 dB	0.00%
>15 and ≤20 dB	0.09%
>20 dB	0.18%



VIBRATION MONITORING
LIVERPOOL HEALTH AND ACADEMIC PRECINCT
GOULBURN STREET, LIVERPOOL NSW 2170





APPENDIX C CALIBRATION CERTIFICATES



**Acoustic
Research
Labs Pty Ltd**

Unit 36/14 Loyalty Rd
North Rocks NSW AUSTRALIA 2151
Ph: +61 2 9484 0800 A.B.N. 65 160 399 119
www.acousticresearch.com.au

Sound Level Meter IEC 61672-3:2013 Calibration Test Report

Calibration Number C23097

Client Details Tech Rentals Pty Ltd
18 Joseph Street
Blackburn North VIC 3130

Equipment Tested/ Model Number : ARL Ngara
Instrument Serial Number : 87823E
Microphone Serial Number : 323017
Pre-amplifier Serial Number : 28675
Firmware Version : 12.6

Pre-Test Atmospheric Conditions
Ambient Temperature : 26°C
Relative Humidity : 51.9%
Barometric Pressure : 100.65kPa

Post-Test Atmospheric Conditions
Ambient Temperature : 23.8°C
Relative Humidity : 41%
Barometric Pressure : 101.48kPa

Calibration Technician : Shaheen Boaz
Calibration Date : 10 May 2023

Secondary Check: Rhys Gravelle
Report Issue Date : 11 May 2023

Approved Signatory : 

Ken Williams

Clause and Characteristic Tested	Result	Clause and Characteristic Tested	Result
12: Acoustical Sig. tests of a frequency weighting	Pass	17: Level linearity incl. the level range control	N/A
13: Electrical Sig. tests of frequency weightings	Pass	18: Toneburst response	Pass
14: Frequency and time weightings at 1 kHz	Pass	19: C Weighted Peak Sound Level	N/A
15: Long Term Stability	Pass	20: Overload Indication	Pass
16: Level linearity on the reference level range	Pass	21: High Level Stability	Pass

The sound level meter submitted for testing has successfully completed the class 1 periodic tests of IEC 61672-3:2013, for the environmental conditions under which the tests were performed.

However, no general statement or conclusion can be made about conformance of the sound level meter to the full requirements of IEC 61672-1:2013 because evidence was not publicly available, from an independent testing organisation responsible for pattern approvals, to demonstrate that the model of sound level meter fully conformed to the requirements in IEC 61672-1:2013 and because the periodic tests of IEC 61672-3:2013 cover only a limited subset of the specifications in IEC 61672-1:2013.

Uncertainties of Measurement -			
Acoustic Tests		Environmental Conditions	
125Hz	±0.13dB	Temperature	±0.1°C
1kHz	±0.13dB	Relative Humidity	±1.9%
8kHz	±0.14dB	Barometric Pressure	±0.014 kPa
Electrical Tests	±0.13dB		

All uncertainties are derived at the 95% confidence level with a coverage factor of 2.

This report applies only to the item tested and shall only be reproduced in full, unless approved in writing by Acoustic Research Labs.

Acoustic Research Labs Pty Ltd is NATA Accredited Laboratory Number 14172.
Accredited for compliance with ISO/IEC 17025 - Calibration.

The results of the tests, calibrations and/or measurements included in this document are traceable to SI units.

NATA is a signatory to the ILAC Mutual Recognition Arrangement for the mutual recognition of the equivalence of testing, medical testing, calibration and inspection reports.





**Acoustic
Research
Labs Pty Ltd**

Unit 36/14 Loyalty Rd
North Rocks NSW AUSTRALIA 2151
Ph: +61 2 9484 0800 A.B.N. 65 160 399 119
www.acousticresearch.com.au

Sound Calibrator

IEC 60942:2017

Calibration Certificate

Calibration Number C23098

Client Details Tech Rentals Pty Ltd
18 Joseph Street
Blackburn North VIC 3130

Equipment Tested/ Model Number : Pulsar Model 105
Instrument Serial Number : 99013

Atmospheric Conditions

Ambient Temperature : 23.7°C
Relative Humidity : 46.8%
Barometric Pressure : 100.33kPa

Calibration Technician : Shaheen Boaz
Calibration Date : 27 Mar 2023
Secondary Check: Rhys Gravelle
Report Issue Date : 11 May 2023

Approved Signatory :  Ken Williams

Characteristic Tested	Result
Generated Sound Pressure Level	Pass
Frequency Generated	Pass
Total Distortion	Pass

Nominal Level	Nominal Frequency	Measured Level	Measured Frequency
94	1000	94.03	1000.30

The sound calibrator has been shown to conform to the class 1 requirements for periodic testing, described in Annex B of IEC 60942:2017 for the sound pressure level(s) and frequency(ies) stated, for the environmental conditions under which the tests were performed..

Specific Tests	Uncertainties of Measurement -	
	Environmental Conditions	
Generated SPL	±0.10dB	Temperature ±0.1°C
Frequency	±0.07%	Relative Humidity ±1.9%
Distortion	±0.20%	Barometric Pressure ±0.014kPa

All uncertainties are derived at the 95% confidence level with a coverage factor of 2.



This calibration certificate is to be read in conjunction with the calibration test report.

Acoustic Research Labs Pty Ltd is NATA Accredited Laboratory Number 14172.
Accredited for compliance with ISO/IEC 17025 - Calibration.

The results of the tests, calibrations and/or measurements included in this document are traceable to SI units.

NATA is a signatory to the ILAC Mutual Recognition Arrangement for the mutual recognition of the equivalence of testing, medical testing, calibration and inspection reports.




Sound Level Meter
IEC 61672-3:2013
Calibration Certificate
Calibration Number C22711

Client Details	Tech Rentals Pty Ltd 18 Joseph Street Blackburn North VIC 3130
-----------------------	----------------------------------------------------------------------

Equipment Tested/ Model Number :	ARL Ngara
Instrument Serial Number :	878241
Microphone Serial Number :	21998
Pre-amplifier Serial Number :	28700
Firmware Version :	12.6

Pre-Test Atmospheric Conditions	Post-Test Atmospheric Conditions
Ambient Temperature : 22.4°C	Ambient Temperature : 23°C
Relative Humidity : 48.7%	Relative Humidity : 52.6%
Barometric Pressure : 101.17kPa	Barometric Pressure : 101.15kPa

Calibration Technician : Lucky Jaiswal	Secondary Check: Rhys Gravelle
Calibration Date : 9 Nov 2022	Report Issue Date : 14 Nov 2022

Approved Signatory :  Ken Williams

Clause and Characteristic Tested	Result	Clause and Characteristic Tested	Result
12: Acoustical Sig. tests of a frequency weighting	Pass	17: Level linearity incl. the level range control	N/A
13: Electrical Sig. tests of frequency weightings	Pass	18: Toneburst response	Pass
14: Frequency and time weightings at 1 kHz	Pass	19: C Weighted Peak Sound Level	N/A
15: Long Term Stability	Pass	20: Overload Indication	Pass
16: Level linearity on the reference level range	Pass	21: High Level Stability	Pass

The sound level meter submitted for testing has successfully completed the class 1 periodic tests of IEC 61672-3:2013, for the environmental conditions under which the tests were performed.

However, no general statement or conclusion can be made about conformance of the sound level meter to the full requirements of IEC 61672-1:2013 because evidence was not publicly available, from an independent testing organisation responsible for pattern approvals, to demonstrate that the model of sound level meter fully conformed to the requirements in IEC 61672-1:2013 and because the periodic tests of IEC 61672-3:2013 cover only a limited subset of the specifications in IEC 61672-1:2013.

Uncertainties of Measurement -			
Acoustic Tests		Environmental Conditions	
125Hz	±0.13dB	Temperature	±0.1°C
1kHz	±0.13dB	Relative Humidity	±1.9%
8kHz	±0.14dB	Barometric Pressure	±0.014kPa
Electrical Tests	±0.13dB		

All uncertainties are derived at the 95% confidence level with a coverage factor of 2.



This calibration certificate is to be read in conjunction with the calibration test report.

Acoustic Research Labs Pty Ltd is NATA Accredited Laboratory Number 14172. Accredited for compliance with ISO/IEC 17025 - Calibration.

The results of the tests, calibrations and/or measurements included in this document are traceable to SI units

NATA is a signatory to the ILAC Mutual Recognition Arrangement for the mutual recognition of the equivalence of testing, medical testing, calibration and inspection reports.



**Acoustic
Research
Labs Pty Ltd**

Unit 36/14 Loyalty Rd
North Rocks NSW AUSTRALIA 2151
Ph: +61 2 9484 0800 A.B.N. 65 160 399 119
www.acousticresearch.com.au

Sound Calibrator

IEC 60942:2017

Calibration Certificate

Calibration Number C22722

Client Details Tech Rentals Pty Ltd
18 Joseph Street
Blackburn North VIC 3130

Equipment Tested/ Model Number : Pulsar Model 105
Instrument Serial Number : 99001

Atmospheric Conditions

Ambient Temperature : 24.6°C
Relative Humidity : 47.3%
Barometric Pressure : 100.9kPa

Calibration Technician : Lucky Jaiswal
Calibration Date : 09 Nov 2022

Secondary Check: Dylan Selge
Report Issue Date : 10 Nov 2022

Approved Signatory : 

Ken Williams

Characteristic Tested	Result
Generated Sound Pressure Level	Pass
Frequency Generated	Pass
Total Distortion	Pass

Nominal Level	Nominal Frequency	Measured Level	Measured Frequency
94	1000	94.06	1000.30

The sound calibrator has been shown to conform to the class 1 requirements for periodic testing, described in Annex B of IEC 60942:2017 for the sound pressure level(s) and frequency(ies) stated, for the environmental conditions under which the tests were performed..

Uncertainties of Measurement -

Specific Tests

Generated SPL ±0.10dB
Frequency ±0.13%
Distortion ±0.20%

Environmental Conditions

Temperature ±0.1°C
Relative Humidity ±1.9%
Barometric Pressure ±0.014kPa

All uncertainties are derived at the 95% confidence level with a coverage factor of 2.



This calibration certificate is to be read in conjunction with the calibration test report.

Acoustic Research Labs Pty Ltd is NATA Accredited Laboratory Number 14172.
Accredited for compliance with ISO/IEC 17025 - Calibration.

The results of the tests, calibrations and/or measurements included in this document are traceable to SI units.

NATA is a signatory to the ILAC Mutual Recognition Arrangement for the mutual recognition of the equivalence of testing, medical testing, calibration and inspection reports.

CERTIFICATE OF CALIBRATION

CERTIFICATE No: **G36473**

EQUIPMENT TESTED : Ground Vibration Monitor

Manufacturer: Svantek

Meter Type: SV-803

Transducers A: Triaxial

Serial No: 141562

Serial No: 141562

Owner: Property Risk Australia (ACT) Pty Ltd
U2, 5-7 Kemble Court
Mitchell, ACT 2911

Tests Performed: Measured Frequency response, Correct level display,
Linearity display
Comments: Detailed overleaf.

CONDITION OF TEST:

Temperature 22 °C ±1° C

Relative Humidity 38 % ±5%

Date of Receipt : 14/08/2023

Date of Calibration : 14/08/2023

Date of Issue : 14/08/2023

Acu-Vib Test Procedure: AVP15 (Ground vibration Monitor & Low Frequency Transducer) based on AS2187.2 & DIN45669-1

CHECKED BY: 

AUTHORISED SIGNATURE: 

Alan Soe

Accredited for compliance with ISO/IEC 17025 - Calibration

Results of the tests, calibration and/or measurements included in this document are traceable to SI units through reference equipment that has been calibrated by the Australian National Measurement Institute or other NATA accredited laboratories demonstrating traceability.

This report applies only to the item identified in the report and may not be reproduced in part.

The uncertainties quoted are calculated in accordance with the methods of the ISO Guide to the Uncertainty of Measurement and quoted at a coverage factor of 2 with a confidence interval of approximately 95%.



WORLD RECOGNISED
ACCREDITATION

Accredited Lab No. 9262
Acoustic and Vibration
Measurements


Acu-Vib Electronics
CALIBRATIONS SALES RENTALS REPAIRS

Head Office & Calibration Laboratory
Unit 14, 22 Hudson Ave. Castle Hill NSW 2154
(02) 9680 8133
www.acu-vib.com.au

Page 1 of 2 Calibration Certificate
AVCERT15 Rev.2.0 14.04.2021

Frequency response and linearity characteristics for
 1 Vibration Monitor type **SV 803** Serial No. **141562**
 Geophone Type **Triaxial** Serial No. **141562**
 Constant velocity of 10 mm/sec Peak applied for response
 (Except at 250.0 Hz where applied level limited to 1.0 mm/s peak)
 For amplitude linearity applied level varied at 15.915 Hz

Frequency		Expected indication mm/sec Peak	Indication mm/sec Peak			Expanded uncertainty U ₉₅ %
Hz	Radians/sec c		X Channel	Y Channel	Z Channel	
0.796	5.0	10	NA	NA	NA	1.25%
1.592	10.0	10	10.6	10.8	10.7	1.25%
3.183	20.0	10	10.2	10.4	10.6	1.00%
4.775	30.0	10	10.0	10.1	10.4	0.90%
7.958	50.0	10	10.0	10.1	10.2	0.90%
15.915	100.0	0.5	0.52	0.53	0.55	0.90%
15.915	100.0	1	1.04	1.04	1.05	0.90%
15.915	100.0	5	5.07	5.06	5.12	0.90%
15.915	100.0	10	10.2	10.1	10.2	0.90%
15.915	100.0	20	20.4	20.3	20.7	0.90%
15.915	100.0	50	50.7	50.6	51.3	0.90%
15.915	100.0	100	102.3	101.5	103.5	0.90%
31.831	200.0	10	10.2	10.2	10.4	0.50%
79.577	500.0	10	10.4	10.3	10.4	0.50%
159.16	1000.0	10	10.5	10.7	10.8	0.50%
250.00	2000.0	1	1.09	1.19	1.07	0.50%

Note1: The laboratory has accreditation under ISO/IEC 17025 from NATA for calibration to ISO 16063-21 at frequencies from 0.5 Hz to 5kHz. Measurements at all frequencies and levels shown in the table above are made using reference equipment traceably calibrated to Australian National Standards.

Note2: The uncertainties quoted are estimated at a confidence level of 95% and a coverage factor of k=2 applies unless otherwise stated.