

TEST REPORT

December 19, 2023

Australasian Technical Services (NSW) Pty Ltd
9 Phiney Place
INGLEBURN NSW 2565

Your Reference: Royal Prince Alfred Hospital – Redevelopment Works
Job Number: 70836

Attention: Sam Chea

Dear Sam,

In accordance with your instructions, Airsafe conducted air monitoring for airborne asbestos fibres at the above site.

The following samples were processed on the dates indicated.

Samples:	4 Filters
Date of Sampling:	18/12/23
Date of Analysis:	19/12/23
Date of Preliminary Report Sent:	Not Issued

The results are contained in the following pages of this report.

Should you have any queries regarding this report please contact the undersigned.

Yours faithfully
AIRSAFE LABORATORIES PTY LTD



Jonathon Stephens
Approved Counter and Signatory

PROJECT: Royal Prince Alfred Hospital – Redevelopment Works

JOB NO: 70836

Sample No	Location/Reference	Time		Total Time [min]	Air Flow Average [L/min]	Fields	Fibres	Concentration (Fibres/mL)
		On	Off					
70836 – 115	Location 1 – Temporary Road Works Area	0946	1501	315	2.0	100	0	<0.01
70836 – 116	Location 2 – Temporary Road Works Area	0947	1502	315	2.0	100	0	<0.01
70836 – 117	Location 3 – Temporary Road Works Area	0949	1503	314	2.0	100	0	<0.01
70836 - 118	Location 4 – Temporary Road Works Area	0951	1505	314	2.0	100	0	<0.01

Method: Guidance Note on the Membrane Filter Method for Estimating Airborne Asbestos Fibres [NOHSC: 3003 (2005)] and in-house method AS101 – Membrane Filter Method for Estimating Airborne Asbestos Fibres.

Sampling: All samples have been taken by Airsafe personnel in accordance with the sampling plan detailed in method AS101.

Location of Laboratory Activities: Level 1, 488 Botany Road, Beaconsfield NSW 2015 Australia.

Quality Control: A field blank is taken and analysed for each batch of samples.

Environmental Conditions: Background air monitoring during enabling works.

Comment: These calculated concentrations are less than the reporting limit of 0.01 fibres/mL for control and exposure monitoring as stated in the Guidance Note on the Membrane Filter Method for Estimating Airborne Asbestos Fibres [NOHSC: 3003 (2005)].

Disclaimer: N/A

Sampled By: Jonathon Stephens, Licensed Asbestos Assessor [SafeWork NSW Licence No LAA 001455].

Note: The measured results fall within a 95% confidence interval (calculated using a coverage factor of 2) in accordance with the NOHSC:3003(2005).

The results relate only to the samples tested. The results of the tests, calibrations and/or measurements included in this document are traceable to Australian/national standards.

Airsafe shall not be liable for loss, cost, damages or expenses incurred by the client, or any other person or company, resulting from the use of any information or interpretation given in this report. In no case shall Airsafe be liable for consequential damages including, but not limited to, lost profits, damages for failure to meet deadlines and lost production arising from this report.

Any other holder of this document is advised that information contained hereon reflects Airsafe's findings at the time of its intervention only and within the limits of Client's instructions, if any. The Airsafe's sole responsibility is to its Client and this document does not exonerate parties to a transaction from exercising all their rights and obligations under the transaction documents.

SITE MAP

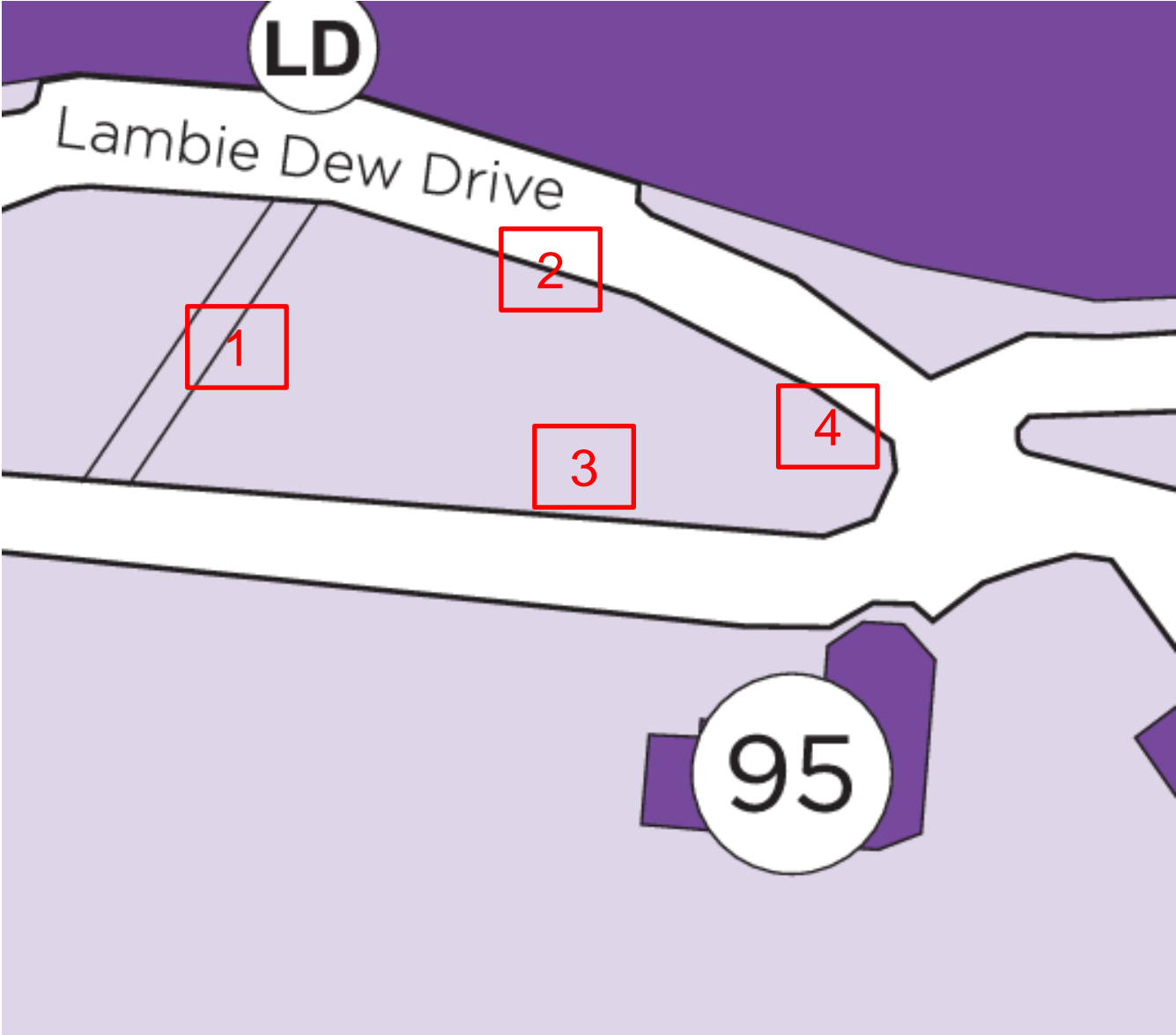


Figure 1. Air Monitoring Locations.

TEST REPORT

January 10, 2024

Australasian Technical Services (NSW) Pty Ltd
9 Phiney Place
INGLEBURN NSW 2565

Your Reference: Royal Prince Alfred Hospital – Redevelopment Works
Job Number: 70836

Attention: Sam Chea

Dear Sam,

In accordance with your instructions, Airsafe conducted air monitoring for airborne asbestos fibres at the above site.

The following samples were processed on the dates indicated.

Samples:	4 Filters
Date of Sampling:	09/01/24
Date of Analysis:	10/01/24
Date of Preliminary Report Sent:	Not Issued

The results are contained in the following pages of this report.

Should you have any queries regarding this report please contact the undersigned.

Yours faithfully
AIRSAFE LABORATORIES PTY LTD



Jonathon Stephens
Approved Counter and Signatory

PROJECT: Royal Prince Alfred Hospital – Redevelopment Works

JOB NO: 70836

Sample No	Location/Reference	Time		Total Time [min]	Air Flow Average [L/min]	Fields	Fibres	Concentration (Fibres/mL)
		On	Off					
70836 – 123	Redevelopment Works – Location 1	0710	1405	415	2.0	100	0	<0.01
70836 – 124	Redevelopment Works – Location 2	0711	1406	415	2.0	100	0	<0.01
70836 – 125	Redevelopment Works – Location 3	0714	1408	416	2.0	100	0	<0.01
70836 – 126	Redevelopment Works – Location 4	0715	1410	415	2.0	100	0	<0.01

Method: Guidance Note on the Membrane Filter Method for Estimating Airborne Asbestos Fibres [NOHSC: 3003 (2005)] and in-house method AS101 – Membrane Filter Method for Estimating Airborne Asbestos Fibres.

Sampling: All samples have been taken by Airsafe personnel in accordance with the sampling plan detailed in method AS101.

Location of Laboratory Activities: Level 1, 488 Botany Road, Beaconsfield NSW 2015 Australia.

Quality Control: A field blank is taken and analysed for each batch of samples.

Environmental Conditions: Background air monitoring during removal works.

Comment: These calculated concentrations are less than the reporting limit of 0.01 fibres/mL for control and exposure monitoring as stated in the Guidance Note on the Membrane Filter Method for Estimating Airborne Asbestos Fibres [NOHSC: 3003 (2005)].

Disclaimer: N/A

Sampled By: Pamela Mavroidis, Licensed Asbestos Assessor [SafeWork NSW Licence No LAA 002067].

Note: The measured results fall within a 95% confidence interval (calculated using a coverage factor of 2) in accordance with the NOHSC:3003(2005).

The results relate only to the samples tested. The results of the tests, calibrations and/or measurements included in this document are traceable to Australian/national standards.

Airsafe shall not be liable for loss, cost, damages or expenses incurred by the client, or any other person or company, resulting from the use of any information or interpretation given in this report. In no case shall Airsafe be liable for consequential damages including, but not limited to, lost profits, damages for failure to meet deadlines and lost production arising from this report.

Any other holder of this document is advised that information contained hereon reflects Airsafe's findings at the time of its intervention only and within the limits of Client's instructions, if any. The Airsafe's sole responsibility is to its Client and this document does not exonerate parties to a transaction from exercising all their rights and obligations under the transaction documents.

SITE MAP

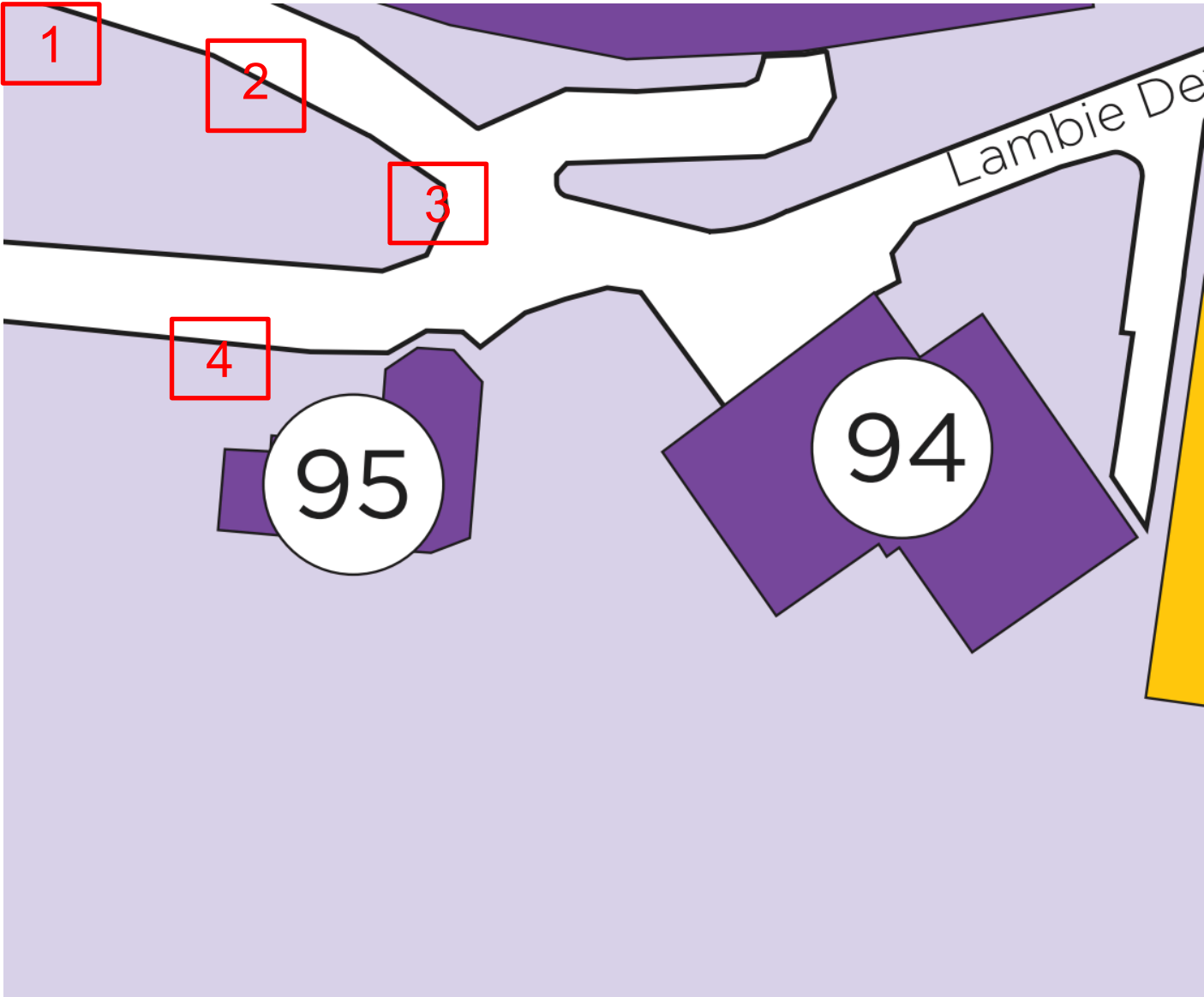


Figure 1. Air Monitoring Locations.

TEST REPORT

January 11, 2024

Australasian Technical Services (NSW) Pty Ltd
9 Phiney Place
INGLEBURN NSW 2565

Your Reference: Royal Prince Alfred Hospital – Redevelopment Works
Job Number: 70836

Attention: Sam Chea

Dear Sam,

In accordance with your instructions, Airsafe conducted air monitoring for airborne asbestos fibres at the above site.

The following samples were processed on the dates indicated.

Samples:	6 Filters
Date of Sampling:	10/01/24
Date of Analysis:	11/01/24
Date of Preliminary Report Sent:	Not Issued

The results are contained in the following pages of this report.

Should you have any queries regarding this report please contact the undersigned.

Yours faithfully
AIRSAFE LABORATORIES PTY LTD



Jonathon Stephens
Approved Counter and Signatory

PROJECT: Royal Prince Alfred Hospital – Redevelopment Works

JOB NO: 70836

Sample No	Location/Reference	Time		Total Time [min]	Air Flow Average [L/min]	Fields	Fibres	Concentration (Fibres/mL)
		On	Off					
70836 – 127	Redevelopment Works – Location 1	0715	1535	500	2.0	100	0	<0.01
70836 – 128	Redevelopment Works – Location 2	0716	1536	500	2.0	100	0	<0.01
70836 – 129	Redevelopment Works – Location 3	0720	1540	500	2.0	100	0	<0.01
70836 – 130	Redevelopment Works – Location 4	0721	1541	500	2.0	100	0	<0.01
70836 – 131	Redevelopment Works – Location 5	0725	1545	500	2.0	100	0	<0.01
70836 – 132	Redevelopment Works – Location 6	0726	1546	500	2.0	100	0	<0.01

Method: Guidance Note on the Membrane Filter Method for Estimating Airborne Asbestos Fibres [NOHSC: 3003 (2005)] and in-house method AS101 – Membrane Filter Method for Estimating Airborne Asbestos Fibres.

Sampling: All samples have been taken by Airsafe personnel in accordance with the sampling plan detailed in method AS101.

Location of Laboratory Activities: Level 1, 488 Botany Road, Beaconsfield NSW 2015 Australia.

Quality Control: A field blank is taken and analysed for each batch of samples.

Environmental Conditions: Background air monitoring during removal works.

Comment: These calculated concentrations are less than the reporting limit of 0.01 fibres/mL for control and exposure monitoring as stated in the Guidance Note on the Membrane Filter Method for Estimating Airborne Asbestos Fibres [NOHSC: 3003 (2005)].

Disclaimer: N/A

Sampled By: Pamela Mavroidis, Licensed Asbestos Assessor [SafeWork NSW Licence No LAA 002067].

Note: The measured results fall within a 95% confidence interval (calculated using a coverage factor of 2) in accordance with the NOHSC:3003(2005).

The results relate only to the samples tested. The results of the tests, calibrations and/or measurements included in this document are traceable to Australian/national standards.

Airsafe shall not be liable for loss, cost, damages or expenses incurred by the client, or any other person or company, resulting from the use of any information or interpretation given in this report. In no case shall Airsafe be liable for consequential damages including, but not limited to, lost profits, damages for failure to meet deadlines and lost production arising from this report.

Any other holder of this document is advised that information contained hereon reflects Airsafe's findings at the time of its intervention only and within the limits of Client's instructions, if any. The Airsafe's sole responsibility is to its Client and this document does not exonerate parties to a transaction from exercising all their rights and obligations under the transaction documents.

SITE MAP

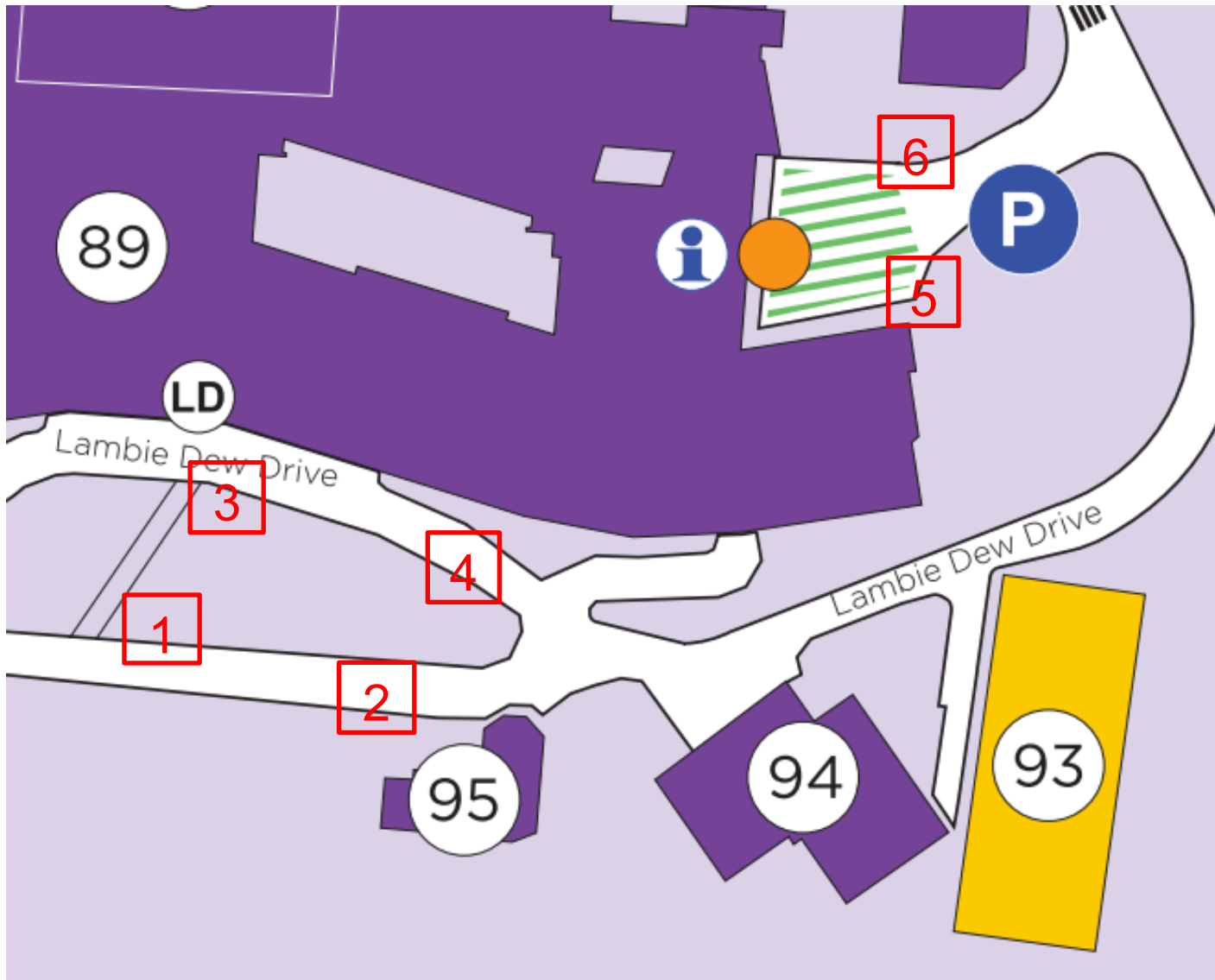


Figure 1. Air Monitoring Locations.

TEST REPORT

January 12, 2024

Australasian Technical Services (NSW) Pty Ltd
9 Phiney Place
INGLEBURN NSW 2565

Your Reference: Royal Prince Alfred Hospital – Redevelopment Works
Job Number: 70836

Attention: Sam Chea

Dear Sam,

In accordance with your instructions, Airsafe conducted air monitoring for airborne asbestos fibres at the above site.

The following samples were processed on the dates indicated.

Samples:	6 Filters
Date of Sampling:	11/01/24
Date of Analysis:	12/01/24
Date of Preliminary Report Sent:	Not Issued

The results are contained in the following pages of this report.

Should you have any queries regarding this report please contact the undersigned.

Yours faithfully
AIRSAFE LABORATORIES PTY LTD



Jonathon Stephens
Approved Counter and Signatory

PROJECT: Royal Prince Alfred Hospital – Redevelopment Works

JOB NO: 70836

Sample No	Location/Reference	Time		Total Time [min]	Air Flow Average [L/min]	Fields	Fibres	Concentration (Fibres/mL)
		On	Off					
70836 – 133	Redevelopment Works – Location 1	0711	1505	474	2.0	100	0	<0.01
70836 – 134	Redevelopment Works – Location 2	0712	1506	474	2.0	100	0	<0.01
70836 – 135	Redevelopment Works – Location 3	0714	1508	474	2.0	100	0	<0.01
70836 – 136	Redevelopment Works – Location 4	0715	1509	474	2.0	100	0	<0.01
70836 – 137	Redevelopment Works – Location 5	0718	1511	473	2.0	100	0	<0.01
70836 – 138	Redevelopment Works – Location 6	0719	1512	473	2.0	100	0	<0.01

Method: Guidance Note on the Membrane Filter Method for Estimating Airborne Asbestos Fibres [NOHSC: 3003 (2005)] and in-house method AS101 – Membrane Filter Method for Estimating Airborne Asbestos Fibres.

Sampling: All samples have been taken by Airsafe personnel in accordance with the sampling plan detailed in method AS101.

Location of Laboratory Activities: Level 1, 488 Botany Road, Beaconsfield NSW 2015 Australia.

Quality Control: A field blank is taken and analysed for each batch of samples.

Environmental Conditions: Background air monitoring during removal works.

Comment: These calculated concentrations are less than the reporting limit of 0.01 fibres/mL for control and exposure monitoring as stated in the Guidance Note on the Membrane Filter Method for Estimating Airborne Asbestos Fibres [NOHSC: 3003 (2005)].

Disclaimer: N/A

Sampled By: Pamela Mavroidis, Licensed Asbestos Assessor [SafeWork NSW Licence No LAA 002067].

Note: The measured results fall within a 95% confidence interval (calculated using a coverage factor of 2) in accordance with the NOHSC:3003(2005).

The results relate only to the samples tested. The results of the tests, calibrations and/or measurements included in this document are traceable to Australian/national standards.

Airsafe shall not be liable for loss, cost, damages or expenses incurred by the client, or any other person or company, resulting from the use of any information or interpretation given in this report. In no case shall Airsafe be liable for consequential damages including, but not limited to, lost profits, damages for failure to meet deadlines and lost production arising from this report.

Any other holder of this document is advised that information contained hereon reflects Airsafe's findings at the time of its intervention only and within the limits of Client's instructions, if any. The Airsafe's sole responsibility is to its Client and this document does not exonerate parties to a transaction from exercising all their rights and obligations under the transaction documents.

SITE MAP

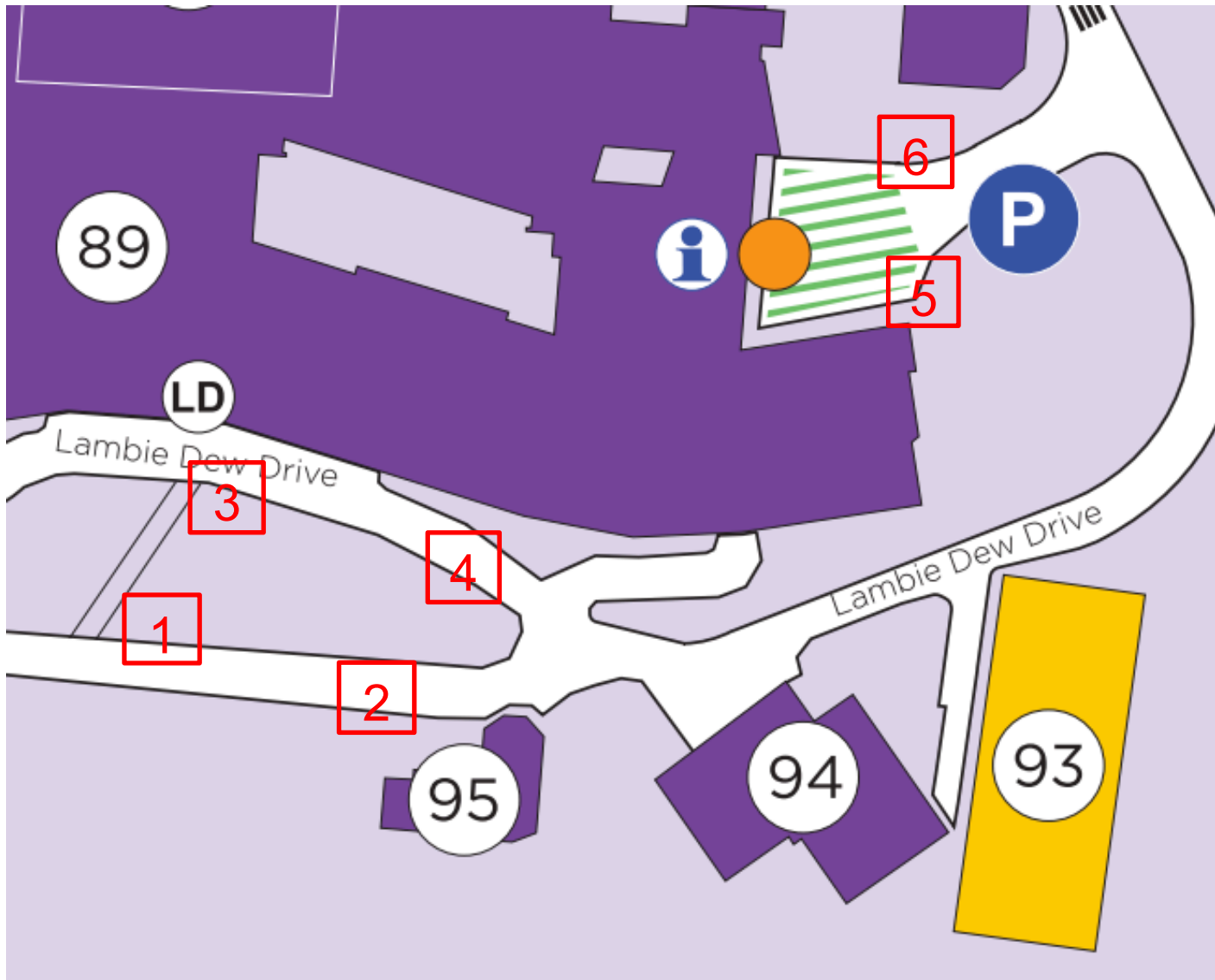


Figure 1. Air Monitoring Locations.

TEST REPORT

January 15, 2024

Australasian Technical Services (NSW) Pty Ltd
9 Phiney Place
INGLEBURN NSW 2565

Your Reference: Royal Prince Alfred Hospital – Redevelopment Works
Job Number: 70836

Attention: Sam Chea

Dear Sam,

In accordance with your instructions, Airsafe conducted air monitoring for airborne asbestos fibres at the above site.

The following samples were processed on the dates indicated.

Samples:	6 Filters
Date of Sampling:	12/01/24
Date of Analysis:	15/01/24
Date of Preliminary Report Sent:	Not Issued

The results are contained in the following pages of this report.

Should you have any queries regarding this report please contact the undersigned.

Yours faithfully
AIRSAFE LABORATORIES PTY LTD



Jonathon Stephens
Approved Counter and Signatory

PROJECT: Royal Prince Alfred Hospital – Redevelopment Works

JOB NO: 70836

Sample No	Location/Reference	Time		Total Time [min]	Air Flow Average [L/min]	Fields	Fibres	Concentration (Fibres/mL)
		On	Off					
70836 – 139	Redevelopment Works – Location 1	0705	1505	480	2.0	100	0	<0.01
70836 – 140	Redevelopment Works – Location 2	0706	1506	480	2.0	100	0	<0.01
70836 – 141	Redevelopment Works – Location 3	0708	1508	480	2.0	100	0	<0.01
70836 – 142	Redevelopment Works – Location 4	0710	1510	480	2.0	100	0	<0.01
70836 – 143	Redevelopment Works – Location 5	0711	1511	480	2.0	100	0	<0.01
70836 – 144	Redevelopment Works – Location 6	0712	1512	480	2.0	100	0	<0.01

Method: Guidance Note on the Membrane Filter Method for Estimating Airborne Asbestos Fibres [NOHSC: 3003 (2005)] and in-house method AS101 – Membrane Filter Method for Estimating Airborne Asbestos Fibres.

Sampling: All samples have been taken by Airsafe personnel in accordance with the sampling plan detailed in method AS101.

Location of Laboratory Activities: Level 1, 488 Botany Road, Beaconsfield NSW 2015 Australia.

Quality Control: A field blank is taken and analysed for each batch of samples.

Environmental Conditions: Background air monitoring during removal works.

Comment: These calculated concentrations are less than the reporting limit of 0.01 fibres/mL for control and exposure monitoring as stated in the Guidance Note on the Membrane Filter Method for Estimating Airborne Asbestos Fibres [NOHSC: 3003 (2005)].

Disclaimer: N/A

Sampled By: Pamela Mavroidis, Licensed Asbestos Assessor [SafeWork NSW Licence No LAA 002067].

Note: The measured results fall within a 95% confidence interval (calculated using a coverage factor of 2) in accordance with the NOHSC:3003(2005).

The results relate only to the samples tested. The results of the tests, calibrations and/or measurements included in this document are traceable to Australian/national standards.

Airsafe shall not be liable for loss, cost, damages or expenses incurred by the client, or any other person or company, resulting from the use of any information or interpretation given in this report. In no case shall Airsafe be liable for consequential damages including, but not limited to, lost profits, damages for failure to meet deadlines and lost production arising from this report.

Any other holder of this document is advised that information contained hereon reflects Airsafe's findings at the time of its intervention only and within the limits of Client's instructions, if any. The Airsafe's sole responsibility is to its Client and this document does not exonerate parties to a transaction from exercising all their rights and obligations under the transaction documents.

SITE MAP

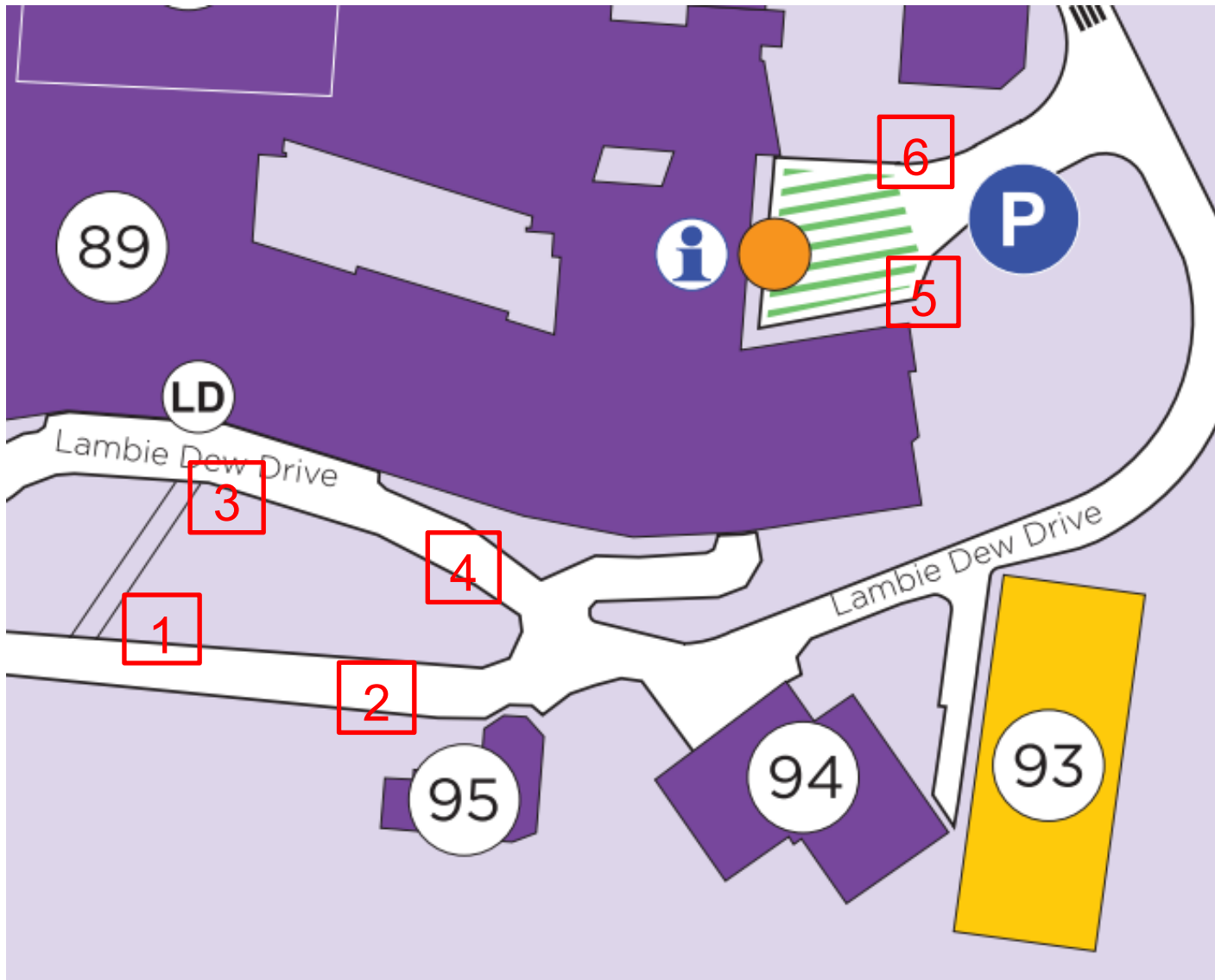


Figure 1. Air Monitoring Locations.

TEST REPORT

January 17, 2024

Australasian Technical Services (NSW) Pty Ltd
9 Phiney Place
INGLEBURN NSW 2565

Your Reference: Royal Prince Alfred Hospital – Redevelopment Works
Job Number: 70836

Attention: Sam Chea

Dear Sam,

In accordance with your instructions, Airsafe conducted air monitoring for airborne asbestos fibres at the above site.

The following samples were processed on the dates indicated.

Samples:	2 Filters
Date of Sampling:	16/01/24
Date of Analysis:	17/01/24
Date of Preliminary Report Sent:	Not Issued

The results are contained in the following pages of this report.

Should you have any queries regarding this report please contact the undersigned.

Yours faithfully
AIRSAFE LABORATORIES PTY LTD



Jonathon Stephens
Approved Counter and Signatory

PROJECT: Royal Prince Alfred Hospital – Redevelopment Works

JOB NO: 70836

Sample No	Location/Reference	Time		Total Time [min]	Air Flow Average [L/min]	Fields	Fibres	Concentration (Fibres/mL)
		On	Off					
70836 – 139	Redevelopment Works – Location 1	0705	1506	481	2.0	100	0	<0.01
70836 – 140	Redevelopment Works – Location 2	0706	1507	481	2.0	100	0	<0.01

Method: Guidance Note on the Membrane Filter Method for Estimating Airborne Asbestos Fibres [NOHSC: 3003 (2005)] and in-house method AS101 – Membrane Filter Method for Estimating Airborne Asbestos Fibres.

Sampling: All samples have been taken by Airsafe personnel in accordance with the sampling plan detailed in method AS101.

Location of Laboratory Activities: Level 1, 488 Botany Road, Beaconsfield NSW 2015 Australia.

Quality Control: A field blank is taken and analysed for each batch of samples.

Environmental Conditions: Background air monitoring during removal works.

Comment: These calculated concentrations are less than the reporting limit of 0.01 fibres/mL for control and exposure monitoring as stated in the Guidance Note on the Membrane Filter Method for Estimating Airborne Asbestos Fibres [NOHSC: 3003 (2005)].

Disclaimer: N/A

Sampled By: Pamela Mavroidis, Licensed Asbestos Assessor [SafeWork NSW Licence No LAA 002067].

Note: The measured results fall within a 95% confidence interval (calculated using a coverage factor of 2) in accordance with the NOHSC:3003(2005).

The results relate only to the samples tested. The results of the tests, calibrations and/or measurements included in this document are traceable to Australian/national standards.

Airsafe shall not be liable for loss, cost, damages or expenses incurred by the client, or any other person or company, resulting from the use of any information or interpretation given in this report. In no case shall Airsafe be liable for consequential damages including, but not limited to, lost profits, damages for failure to meet deadlines and lost production arising from this report.

Any other holder of this document is advised that information contained hereon reflects Airsafe's findings at the time of its intervention only and within the limits of Client's instructions, if any. The Airsafe's sole responsibility is to its Client and this document does not exonerate parties to a transaction from exercising all their rights and obligations under the transaction documents.

SITE MAP

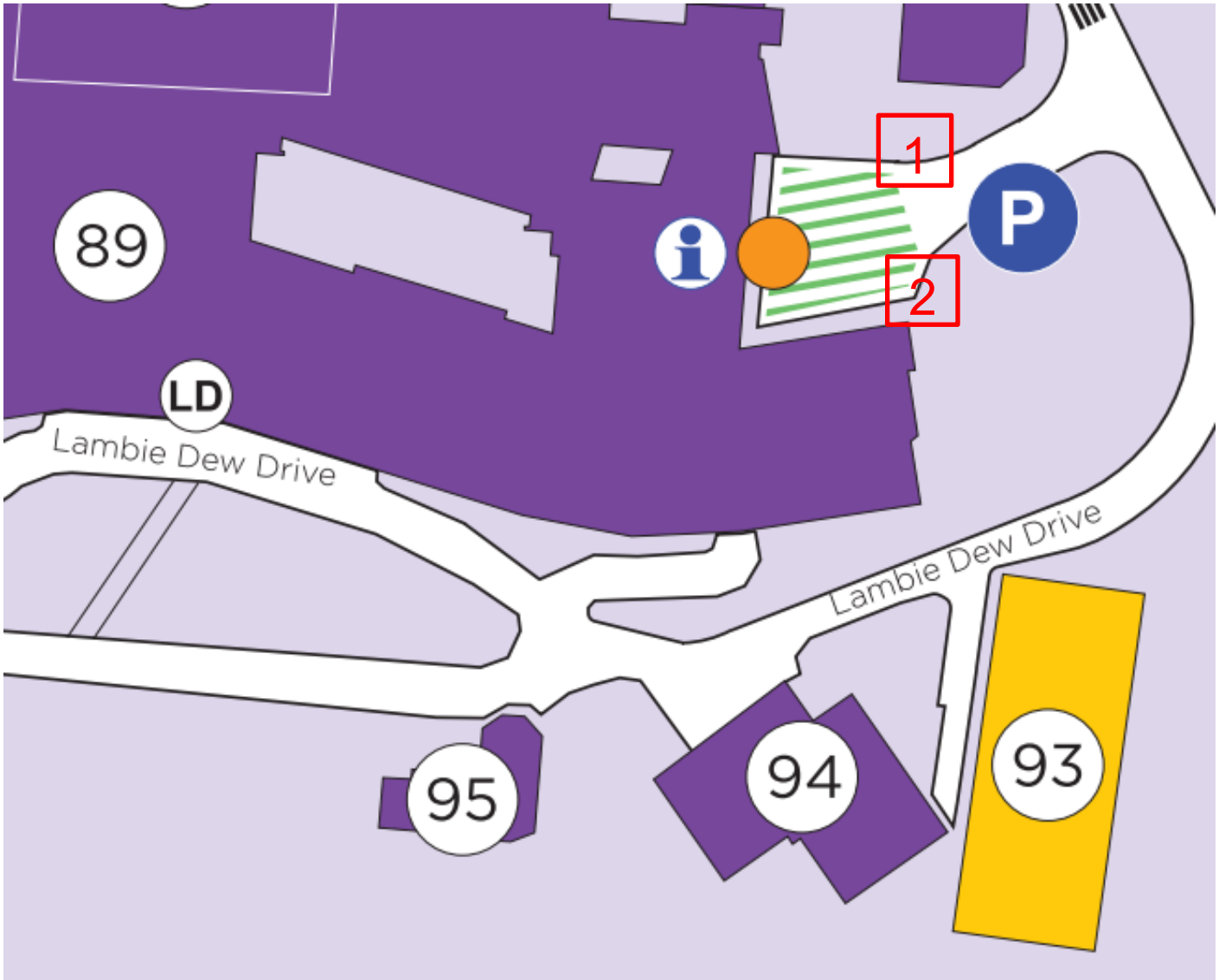


Figure 1. Air Monitoring Locations.

TEST REPORT

January 22, 2024

Australasian Technical Services (NSW) Pty Ltd
9 Phiney Place
INGLEBURN NSW 2565

Your Reference: Royal Prince Alfred Hospital – Redevelopment Works
Job Number: 70836

Attention: Sam Chea

Dear Sam,

In accordance with your instructions, Airsafe conducted air monitoring for airborne asbestos fibres at the above site.

The following samples were processed on the dates indicated.

Samples:	4 Filters
Date of Sampling:	19/01/24
Date of Analysis:	22/01/24
Date of Preliminary Report Sent:	Not Issued

The results are contained in the following pages of this report.

Should you have any queries regarding this report please contact the undersigned.

Yours faithfully
AIRSAFE LABORATORIES PTY LTD



Jonathon Stephens
Approved Counter and Signatory

PROJECT: Royal Prince Alfred Hospital – Redevelopment Works

JOB NO: 70836

Sample No	Location/Reference	Time		Total Time [min]	Air Flow Average [L/min]	Fields	Fibres	Concentration (Fibres/mL)
		On	Off					
70836 – 141	Redevelopment Works – Location 1	0710	1510	480	2.0	100	0	<0.01
70836 – 142	Redevelopment Works – Location 2	0711	1511	480	2.0	100	0	<0.01
70836 – 143	Redevelopment Works – Location 3	0714	1514	480	2.0	100	0	<0.01
70836 – 144	Redevelopment Works – Location 4	0715	1515	480	2.0	100	0	<0.01

Method: Guidance Note on the Membrane Filter Method for Estimating Airborne Asbestos Fibres [NOHSC: 3003 (2005)] and in-house method AS101 – Membrane Filter Method for Estimating Airborne Asbestos Fibres.

Sampling: All samples have been taken by Airsafe personnel in accordance with the sampling plan detailed in method AS101.

Location of Laboratory Activities: Level 1, 488 Botany Road, Beaconsfield NSW 2015 Australia.

Quality Control: A field blank is taken and analysed for each batch of samples.

Environmental Conditions: Background air monitoring during removal works.

Comment: These calculated concentrations are less than the reporting limit of 0.01 fibres/mL for control and exposure monitoring as stated in the Guidance Note on the Membrane Filter Method for Estimating Airborne Asbestos Fibres [NOHSC: 3003 (2005)].

Disclaimer: N/A

Sampled By: Pamela Mavroidis, Licensed Asbestos Assessor [SafeWork NSW Licence No LAA 002067].

Note: The measured results fall within a 95% confidence interval (calculated using a coverage factor of 2) in accordance with the NOHSC:3003(2005).

The results relate only to the samples tested. The results of the tests, calibrations and/or measurements included in this document are traceable to Australian/national standards.

Airsafe shall not be liable for loss, cost, damages or expenses incurred by the client, or any other person or company, resulting from the use of any information or interpretation given in this report. In no case shall Airsafe be liable for consequential damages including, but not limited to, lost profits, damages for failure to meet deadlines and lost production arising from this report.

Any other holder of this document is advised that information contained hereon reflects Airsafe’s findings at the time of its intervention only and within the limits of Client’s instructions, if any. The Airsafe’s sole responsibility is to its Client and this document does not exonerate parties to a transaction from exercising all their rights and obligations under the transaction documents.



This document is issued in accordance with NATA’s accreditation requirements. Accredited for compliance with ISO/IEC 17025 – Testing. NATA accredited laboratory 2959. This report must not be reproduced except in full

SITE MAP

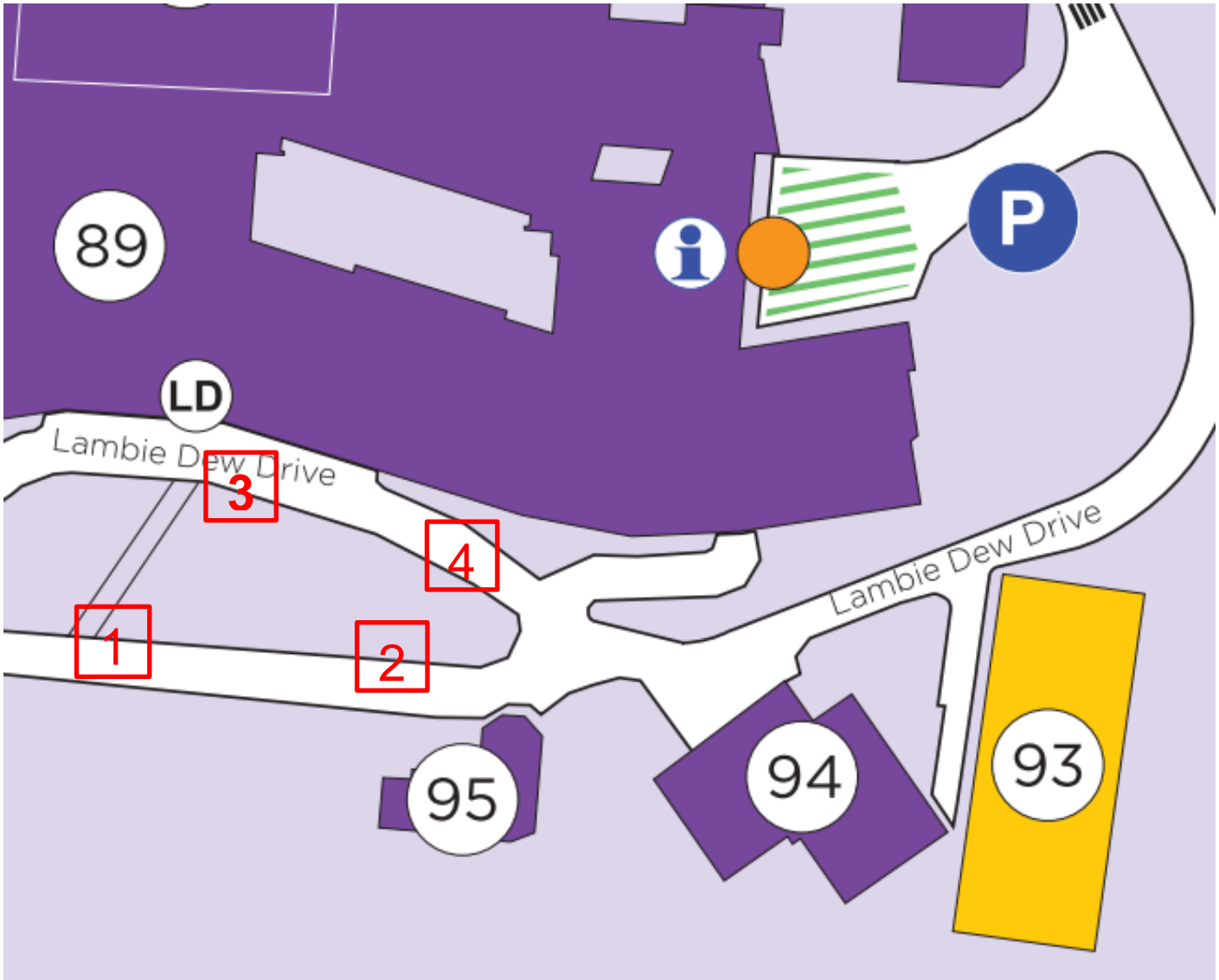


Figure 1. Air Monitoring Locations.

TEST REPORT

January 23, 2024

Australasian Technical Services (NSW) Pty Ltd
9 Phiney Place
INGLEBURN NSW 2565

Your Reference: Royal Prince Alfred Hospital – Redevelopment Works
Job Number: 70836

Attention: Sam Chea

Dear Sam,

In accordance with your instructions, Airsafe conducted air monitoring for airborne asbestos fibres at the above site.

The following samples were processed on the dates indicated.

Samples:	6 Filters
Date of Sampling:	22/01/24
Date of Analysis:	23/01/24
Date of Preliminary Report Sent:	Not Issued

The results are contained in the following pages of this report.

Should you have any queries regarding this report please contact the undersigned.

Yours faithfully
AIRSAFE LABORATORIES PTY LTD



Jonathon Stephens
Approved Counter and Signatory

PROJECT: Royal Prince Alfred Hospital – Redevelopment Works

JOB NO: 70836

Sample No	Location/Reference	Time		Total Time [min]	Air Flow Average [L/min]	Fields	Fibres	Concentration (Fibres/mL)
		On	Off					
70836 – 151	Redevelopment Works – Location 1	0736	1505	449	2.0	100	0	<0.01
70836 – 152	Redevelopment Works – Location 2	0741	1508	447	2.0	100	0	<0.01
70836 – 153	Redevelopment Works – Location 3	0743	1512	449	2.0	100	0	<0.01
70836 – 154	Redevelopment Works – Location 4	0746	1515	449	2.0	100	0	<0.01
70836 – 155	Redevelopment Works – Location 5	0748	0716	448	2.0	100	0	<0.01
70836 – 156	Redevelopment Works – Location 6	0750	0718	448	2.0	100	0	<0.01

Method: Guidance Note on the Membrane Filter Method for Estimating Airborne Asbestos Fibres [NOHSC: 3003 (2005)] and in-house method AS101 – Membrane Filter Method for Estimating Airborne Asbestos Fibres.

Sampling: All samples have been taken by Airsafe personnel in accordance with the sampling plan detailed in method AS101.

Location of Laboratory Activities: Level 1, 488 Botany Road, Beaconsfield NSW 2015 Australia.

Quality Control: A field blank is taken and analysed for each batch of samples.

Environmental Conditions: Background air monitoring during removal works.

Comment: These calculated concentrations are less than the reporting limit of 0.01 fibres/mL for control and exposure monitoring as stated in the Guidance Note on the Membrane Filter Method for Estimating Airborne Asbestos Fibres [NOHSC: 3003 (2005)].

Disclaimer: N/A

Sampled By: Pamela Mavroidis, Licensed Asbestos Assessor [SafeWork NSW Licence No LAA 002067].

Note: The measured results fall within a 95% confidence interval (calculated using a coverage factor of 2) in accordance with the NOHSC:3003(2005).

The results relate only to the samples tested. The results of the tests, calibrations and/or measurements included in this document are traceable to Australian/national standards.

Airsafe shall not be liable for loss, cost, damages or expenses incurred by the client, or any other person or company, resulting from the use of any information or interpretation given in this report. In no case shall Airsafe be liable for consequential damages including, but not limited to, lost profits, damages for failure to meet deadlines and lost production arising from this report.

Any other holder of this document is advised that information contained hereon reflects Airsafe's findings at the time of its intervention only and within the limits of Client's instructions, if any. The Airsafe's sole responsibility is to its Client and this document does not exonerate parties to a transaction from exercising all their rights and obligations under the transaction documents.

SITE MAP

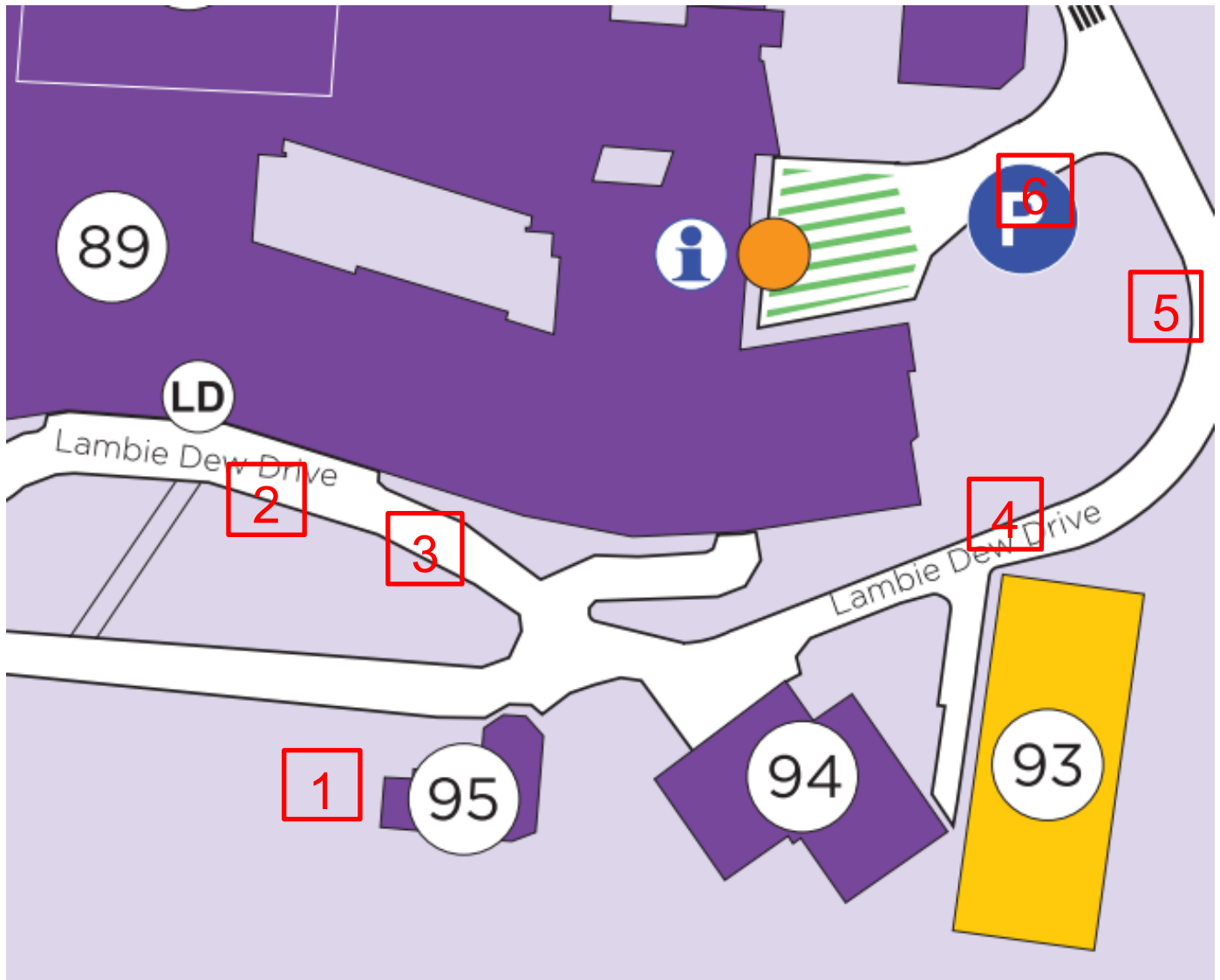


Figure 1. Air Monitoring Locations.

TEST REPORT

January 23, 2024

Australasian Technical Services (NSW) Pty Ltd
9 Phiney Place
INGLEBURN NSW 2565

Your Reference: Royal Prince Alfred Hospital – Redevelopment Works
Job Number: 70836

Attention: Sam Chea

Dear Sam,

In accordance with your instructions, Airsafe conducted air monitoring for airborne asbestos fibres at the above site.

The following samples were processed on the dates indicated.

Samples:	6 Filters
Date of Sampling:	23/01/24
Date of Analysis:	24/01/24
Date of Preliminary Report Sent:	Not Issued

The results are contained in the following pages of this report.

Should you have any queries regarding this report please contact the undersigned.

Yours faithfully
AIRSAFE LABORATORIES PTY LTD



Jonathon Stephens
Approved Counter and Signatory

PROJECT: Royal Prince Alfred Hospital – Redevelopment Works

JOB NO: 70836

Sample No	Location/Reference	Time		Total Time [min]	Air Flow Average [L/min]	Fields	Fibres	Concentration (Fibres/mL)
		On	Off					
70836 – 157	Redevelopment Works – Location 1	0712	1512	480	2.0	100	0	<0.01
70836 – 158	Redevelopment Works – Location 2	0714	1514	480	2.0	100	0	<0.01
70836 – 159	Redevelopment Works – Location 3	0715	1515	480	2.0	100	0	<0.01
70836 – 160	Redevelopment Works – Location 4	0718	1518	480	2.0	100	0	<0.01
70836 – 161	Redevelopment Works – Location 5	0719	1519	480	2.0	100	0	<0.01
70836 – 162	Redevelopment Works – Location 6	0720	1520	480	2.0	100	0	<0.01

Method: Guidance Note on the Membrane Filter Method for Estimating Airborne Asbestos Fibres [NOHSC: 3003 (2005)] and in-house method AS101 – Membrane Filter Method for Estimating Airborne Asbestos Fibres.

Sampling: All samples have been taken by Airsafe personnel in accordance with the sampling plan detailed in method AS101.

Location of Laboratory Activities: Level 1, 488 Botany Road, Beaconsfield NSW 2015 Australia.

Quality Control: A field blank is taken and analysed for each batch of samples.

Environmental Conditions: Background air monitoring during removal works.

Comment: These calculated concentrations are less than the reporting limit of 0.01 fibres/mL for control and exposure monitoring as stated in the Guidance Note on the Membrane Filter Method for Estimating Airborne Asbestos Fibres [NOHSC: 3003 (2005)].

Disclaimer: N/A

Sampled By: Pamela Mavroidis, Licensed Asbestos Assessor [SafeWork NSW Licence No LAA 002067].

Note: The measured results fall within a 95% confidence interval (calculated using a coverage factor of 2) in accordance with the NOHSC:3003(2005).

The results relate only to the samples tested. The results of the tests, calibrations and/or measurements included in this document are traceable to Australian/national standards.

Airsafe shall not be liable for loss, cost, damages or expenses incurred by the client, or any other person or company, resulting from the use of any information or interpretation given in this report. In no case shall Airsafe be liable for consequential damages including, but not limited to, lost profits, damages for failure to meet deadlines and lost production arising from this report.

Any other holder of this document is advised that information contained hereon reflects Airsafe's findings at the time of its intervention only and within the limits of Client's instructions, if any. The Airsafe's sole responsibility is to its Client and this document does not exonerate parties to a transaction from exercising all their rights and obligations under the transaction documents.

SITE MAP

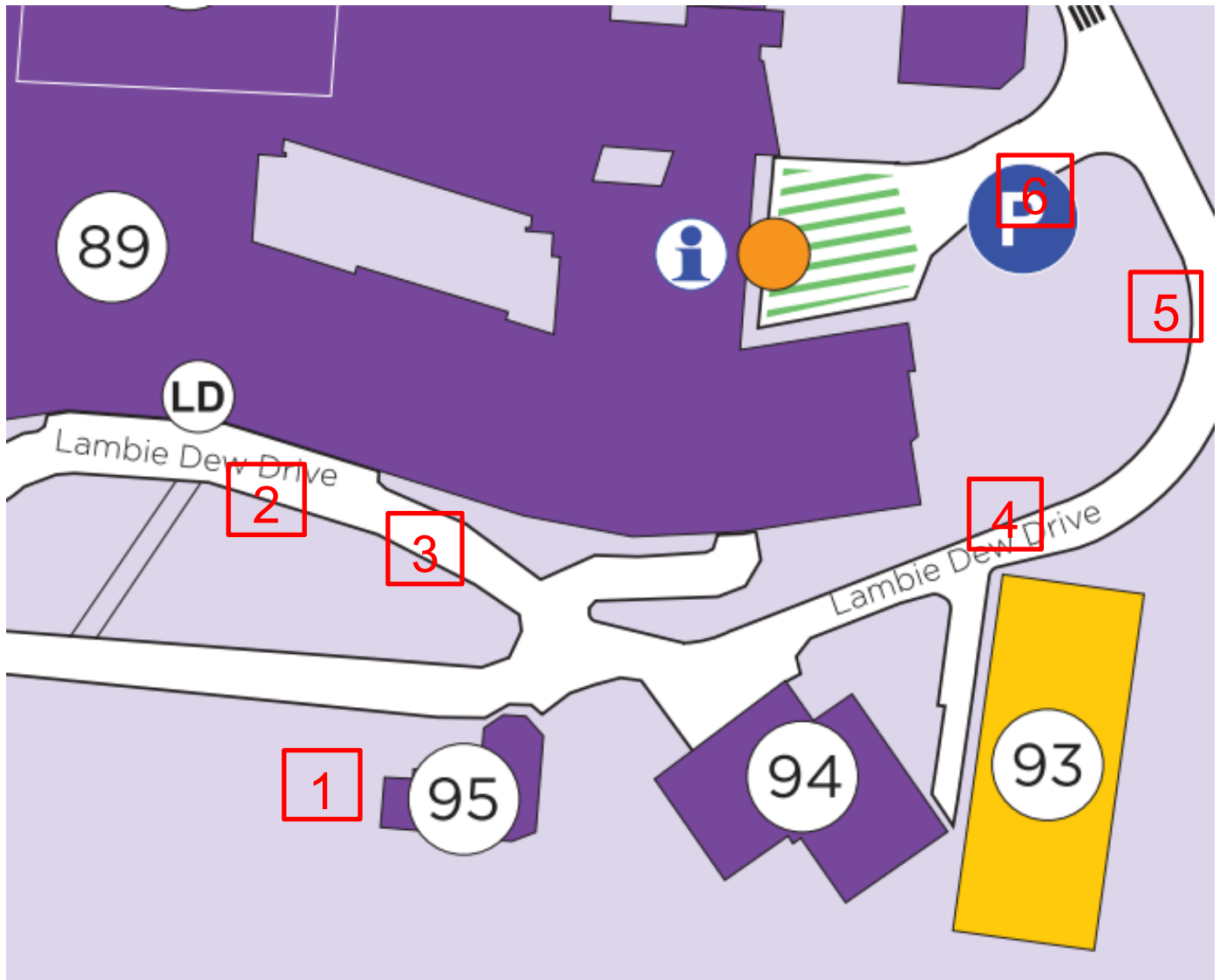


Figure 1. Air Monitoring Locations.