

NOTES

1. DO NOT SCALE DRAWINGS. WRITTEN DIMENSIONS GOVERN.  
2. ALL DIMENSIONS ARE IN MILLIMETRES UNLESS NOTED OTHERWISE.  
3. ALL DIMENSIONS SHALL BE VERIFIED ON SITE BEFORE PROCEEDING WITH THE WORK.  
4. THIS DRAWING MUST BE READ IN CONJUNCTION WITH ALL RELEVANT CONTRACTS, SPECIFICATIONS, REPORTS AND DRAWINGS.  
5. ALL DRAWINGS TO BE PRINTED IN COLOUR. DO NOT PHOTOCOPY - PRINT ORIGINAL FROM ELECTRONIC FILE FOR HARD COPY.  
6. VARIATIONS TO WORK SHOWN MUST BE BROUGHT TO THE PRINCIPALS ATTENTION AND APPROVED IN WRITING BEFORE PROCEEDING.  
7. THIS DRAWING IS COPYRIGHT AND THE PROPERTY OF THE PRINCIPAL AND MUST NOT BE RETAINED, COPIED OR USED WITHOUT THE PERMISSION OF THE AUTHOR.  
THIS DRAWING IS AN UNCONTROLLED COPY UNLESS NOTED OTHERWISE

- GDA
- PLANT
  - TRAVEL - PUBLIC
  - TRAVEL - STAFF
  - PARKING

DRAWING TO BE PRINTED IN COLOUR



CLIENT

**NSW** GOVERNMENT | **Health Infrastructure**

**BESIX** Watpac

SERVICE PROVIDER

**Jacobs**

Level 7, 177 Pacific Highway,  
North Sydney, NSW, 2060  
Tel: +61 2 9928 2100  
Fax: +61 2 9928 2510  
Web: jacobs.com

PROJECT

**ST GEORGE HOSPITAL  
STAGE 3**

PROJECT NO.  
**IA256500**

DRAWING TITLE

**DEPARTMENT PLAN -  
BASEMENT LEVEL 2**

STATUS

**DESIGN DEVELOPMENT**

DRAWN BA/LL	DESIGNED DG/GA
CHECKED WB	APPROVED CY

SCALE @ B1  
**1 : 200**

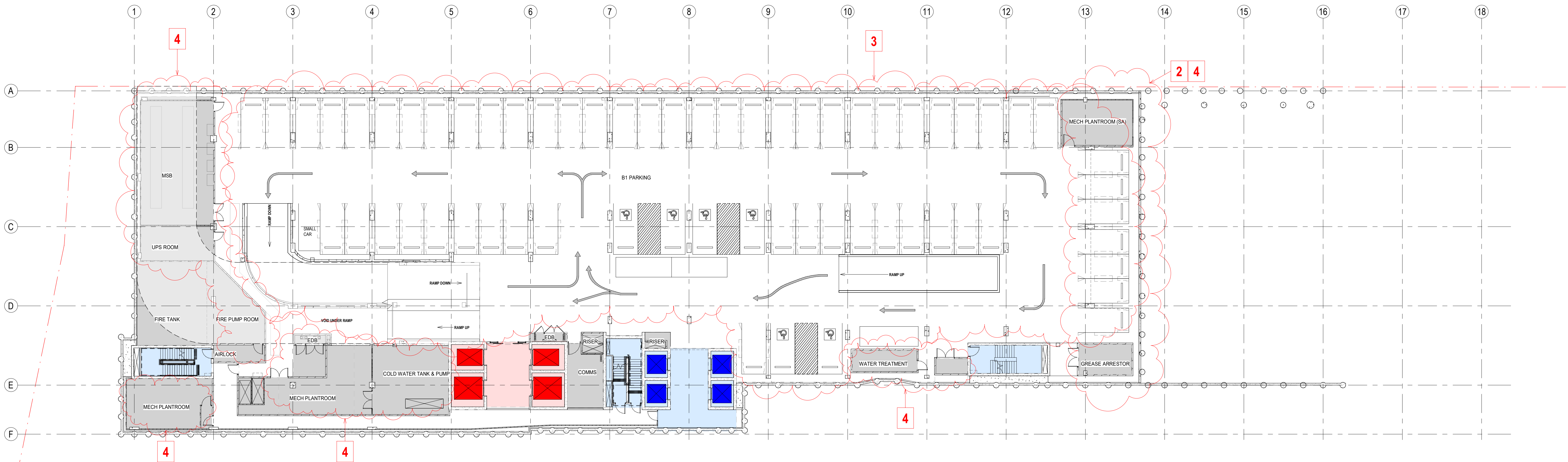
DRAWING NO.  
**SGHS3-AR-DG-12B2**

REVISION  
**3**

**NSW** GOVERNMENT | **Department of Planning and Environment**

*Issued under the Environmental Planning and Assessment Act 1979*

Approved Section 4.55(1A) Application No: SSD-39170713- Mod-1  
Granted: 20 April 2023 Sheet No: 1 of 16 Signed: PN



REV	DATE	AMENDMENT
6	07/03/23	ISSUED FOR MOD
5	27/02/23	DRAFT ISSUE FOR MOD
4	20/04/22	ISSUED FOR BDA
3	01/11/21	FINAL CONCEPT ISSUE
2	13/10/21	CONCEPT DESIGN - FROZEN ISSUE
1	14/09/21	CONCEPT DESIGN

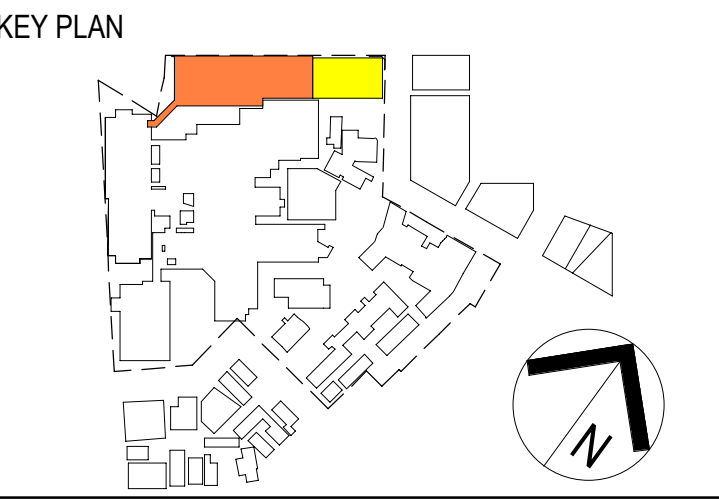
NOTES

1. DO NOT SCALE DRAWINGS. WRITTEN DIMENSIONS GOVERN.
2. ALL DIMENSIONS ARE IN MILLIMETRES UNLESS NOTED OTHERWISE.
3. ALL DIMENSIONS SHALL BE VERIFIED ON SITE BEFORE PROCEEDING WITH THE WORK. JACOBS SHALL BE NOTIFIED IN WRITING OF ANY DISCREPANCIES.
4. THIS DRAWING MUST BE READ IN CONJUNCTION WITH ALL RELEVANT CONTRACTS, SPECIFICATIONS, REPORTS AND DRAWINGS.
5. ALL DRAWINGS TO BE PRINTED IN COLOUR. DO NOT PHOTOCOPY - PRINT ORIGINAL FROM ELECTRONIC FILE FOR HARD COPY.
6. VARIATIONS TO WORK SHOWN MUST BE BROUGHT TO THE PRINCIPALS ATTENTION AND APPROVED IN WRITING BEFORE PROCEEDING.
7. THIS DRAWING IS COPYRIGHT AND THE PROPERTY OF THE PRINCIPAL AND MUST NOT BE RETAINED, COPIED OR USED WITHOUT THE PERMISSION OF THE AUTHOR.

THIS DRAWING IS AN UNCONTROLLED COPY UNLESS NOTED OTHERWISE

- GDA
- PLANT
  - TRAVEL - PUBLIC
  - TRAVEL - STAFF
  - PARKING

DRAWING TO BE PRINTED IN COLOUR



SERVICE PROVIDER

**Jacobs**

Level 7, 177 Pacific Highway,  
North Sydney, NSW, 2060  
Tel: +61 2 9928 2100  
Fax: +61 2 9928 2510  
Web: jacobs.com

PROJECT

**ST GEORGE HOSPITAL  
STAGE 3**

PROJECT NO.  
**IA256500**

DRAWING TITLE

**DEPARTMENT PLAN -  
BASEMENT LEVEL 1**

STATUS

**DESIGN DEVELOPMENT**

DRAWN BA	DESIGNED DG/GA
CHECKED WB	APPROVED CY

SCALE @ B1  
**1 : 200**

DRAWING NO.  
**SGHS3-AR-DG-12B1**

REVISION  
**6**

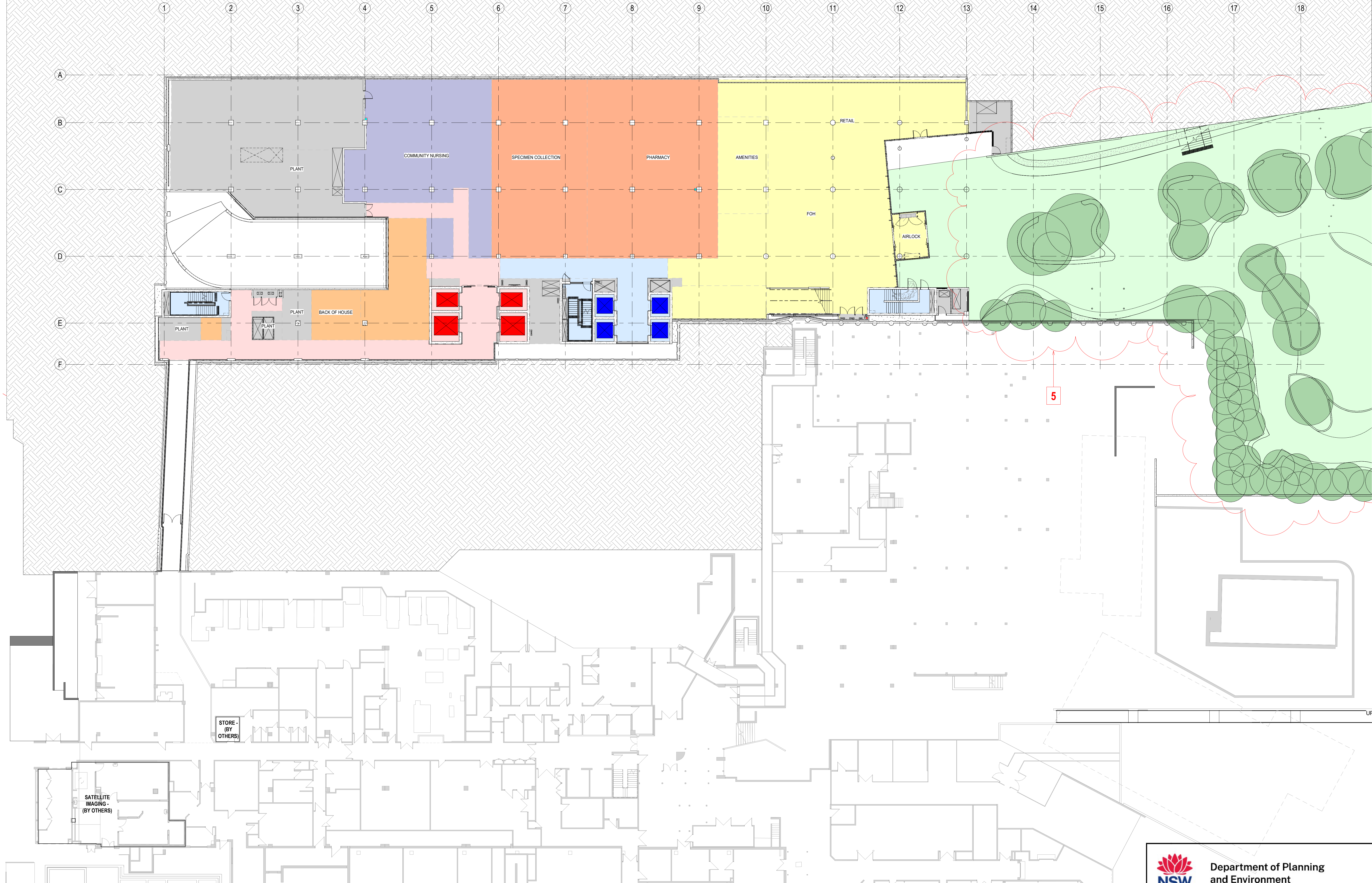


Department of Planning  
and Environment

Issued under the Environmental Planning and Assessment Act 1979

Approved Section 4.55(1A) Application No: SSD-39170713- Mod-1  
Granted: 20 April 2023 Sheet No: 2 of 16 Signed: PN





REV	DATE	AMENDMENT
6	07/03/23	ISSUED FOR MOD
5	27/02/23	DRAFT ISSUE FOR MOD
4	20/04/22	ISSUED FOR BDA
3	01/11/21	FINAL CONCEPT ISSUE
2	13/10/21	CONCEPT DESIGN - FROZEN ISSUE
1	14/06/21	CONCEPT DESIGN

NOTES

1. DO NOT SCALE DRAWINGS. WRITTEN DIMENSIONS GOVERN.  
2. ALL DIMENSIONS ARE IN MILLIMETRES UNLESS NOTED OTHERWISE.  
3. ALL DIMENSIONS SHALL BE VERIFIED ON SITE BEFORE PROCEEDING WITH THE WORK.  
4. THIS DRAWING MUST BE READ IN CONJUNCTION WITH ALL RELEVANT CONTRACTS, SPECIFICATIONS, REPORTS AND DRAWINGS.  
5. ALL DRAWINGS TO BE PRINTED IN COLOUR. DO NOT PHOTOCOPY - PRINT ORIGINAL FROM ELECTRONIC FILE FOR HARD COPY.  
6. VARIATIONS TO WORK SHOWN MUST BE BROUGHT TO THE PRINCIPALS ATTENTION AND APPROVED IN WRITING BEFORE PROCEEDING.  
7. THIS DRAWING IS COPYRIGHT AND THE PROPERTY OF THE PRINCIPAL AND MUST NOT BE REPRODUCED OR USED WITHOUT THE PERMISSION OF THE AUTHOR.  
THIS DRAWING IS AN UNCONTROLLED COPY UNLESS NOTED OTHERWISE.

- GDA
- AMBULATORY CARE
  - COMMUNITY NURSING
  - FOH
  - PLANT
  - TRAVEL - PUBLIC
  - TRAVEL - STAFF
  - NON CLINICAL SUPPORT

DRAWING TO BE PRINTED IN COLOUR



SERVICE PROVIDER

**Jacobs**

Level 7, 177 Pacific Highway,  
North Sydney, NSW, 2060  
Tel: +61 2 9928 2100  
Fax: +61 2 9928 2510  
Web: jacobs.com

PROJECT  
**ST GEORGE HOSPITAL  
STAGE 3**

PROJECT NO.  
**IA256500**

DRAWING TITLE  
**DEPARTMENT PLAN -  
GROUND**

STATUS <b>DESIGN DEVELOPMENT</b>	
DRAWN BA	DESIGNED DG/GA
CHECKED WB	APPROVED CY

SCALE @ B1  
**1 : 200**

DRAWING NO.  
**SGHS3-AR-DG-120G**

REVISION  
**6**

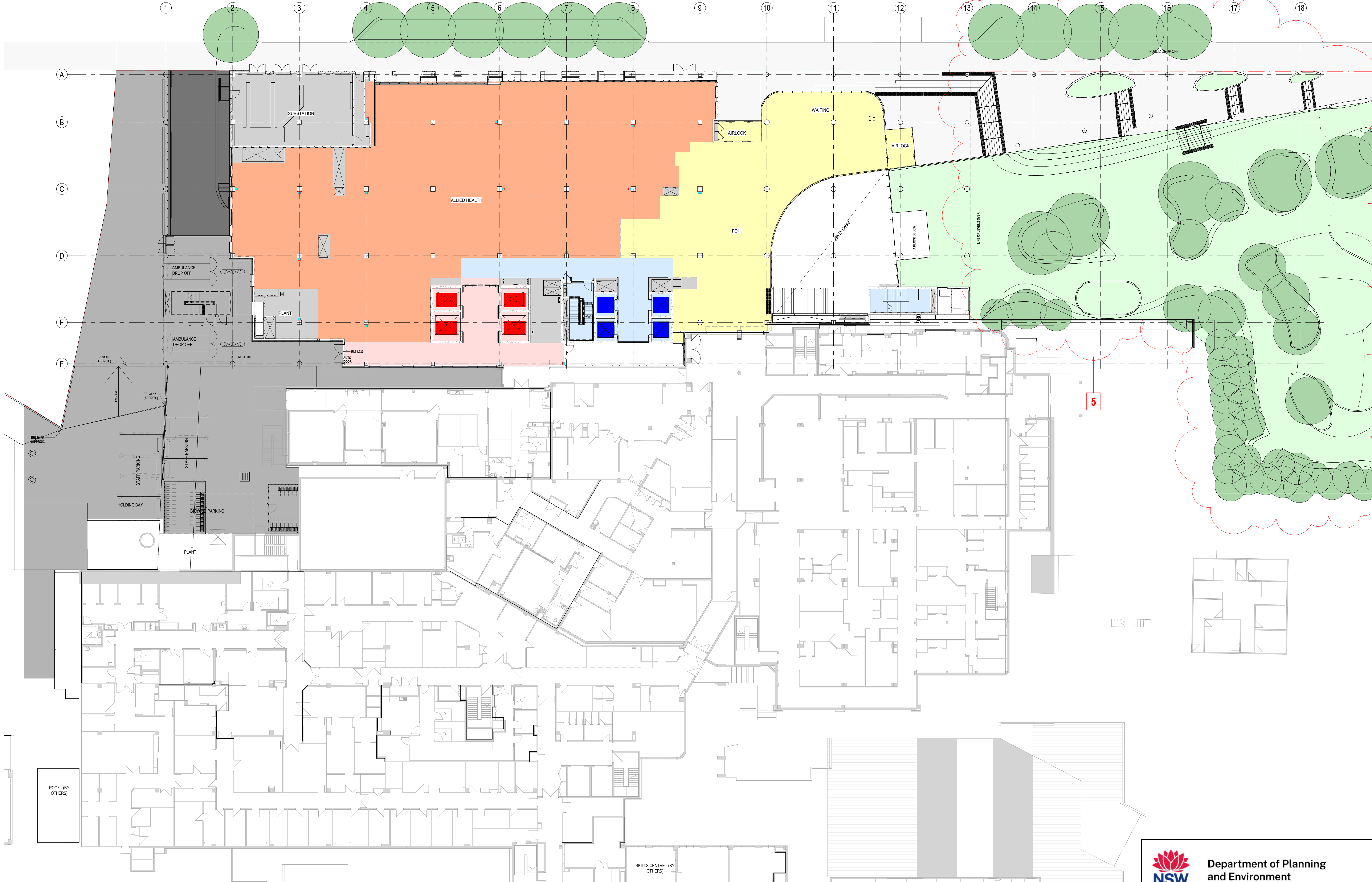


Department of Planning  
and Environment

Issued under the Environmental Planning and Assessment Act 1979

Approved Section 4.55(1A) Application No: SSD-39170713- Mod-1  
Granted: 20 April 2023 Sheet No: 3 of 16 Signed: PN





REV	DATE	AMENDMENT
6	07/03/23	ISSUED FOR MOD
5	27/02/23	DRAFT ISSUE FOR MOD
4	20/04/22	ISSUED FOR BDA
3	01/11/21	FINAL CONCEPT ISSUE
2	13/10/21	CONCEPT DESIGN - FROZEN ISSUE
1	14/08/21	CONCEPT DESIGN

**NOTES**

1. DO NOT SCALE DRAWINGS. WRITTEN DIMENSIONS GOVERN.
2. ALL DIMENSIONS ARE IN MILLIMETRES UNLESS NOTED OTHERWISE.
3. ALL DIMENSIONS SHALL BE VERIFIED ON SITE BEFORE PROCEEDING WITH THE WORK. JACOBS SHALL BE NOTIFIED IN WRITING OF ANY DISCREPANCIES.
4. THIS DRAWING MUST BE READ IN CONJUNCTION WITH ALL RELEVANT CONTRACTS, SPECIFICATIONS, REPORTS AND DRAWINGS.
5. ALL DRAWINGS TO BE PRINTED IN COLOUR. DO NOT PHOTOCOPY - PRINT ORIGINAL FROM ELECTRONIC FILE FOR HARD COPY.
6. VARIATIONS TO WORK SHOWN MUST BE BROUGHT TO THE PRINCIPALS ATTENTION AND APPROVED IN WRITING BEFORE PROCEEDING.
7. THIS DRAWING IS COPYRIGHT AND THE PROPERTY OF THE PRINCIPAL AND MUST NOT BE REPRODUCED, COPIED OR USED WITHOUT THE PERMISSION OF THE AUTHOR.
- THIS DRAWING IS AN UNCONTROLLED COPY UNLESS NOTED OTHERWISE

- GDA**
- AMBULATORY CARE
  - FOH
  - PLANT
  - TRAVEL - PUBLIC
  - TRAVEL - STAFF

**DRAWING TO BE PRINTED IN COLOUR**



**SERVICE PROVIDER**

**Jacobs**

Level 7, 177 Pacific Highway,  
North Sydney, NSW, 2060  
Tel: +61 2 9928 2100  
Fax: +61 2 9928 2510  
Web: jacobson.com

**PROJECT**  
**ST GEORGE HOSPITAL**  
**STAGE 3**

**PROJECT NO.**  
**IA256500**

**DRAWING TITLE**  
**DEPARTMENT PLAN -**  
**LEVEL 1**

**STATUS**  
**DESIGN DEVELOPMENT**

**DRAWN**  
**BA**

**DESIGNED**  
**DGIGA**


**CHECKED**  
**WB**

**APPROVED**  
**CY**

**SCALE @ B1**  
**1 : 200**

**DRAWING NO.**  
**SGHS3-AR-DG-1201**

**REVISION**  
**6**

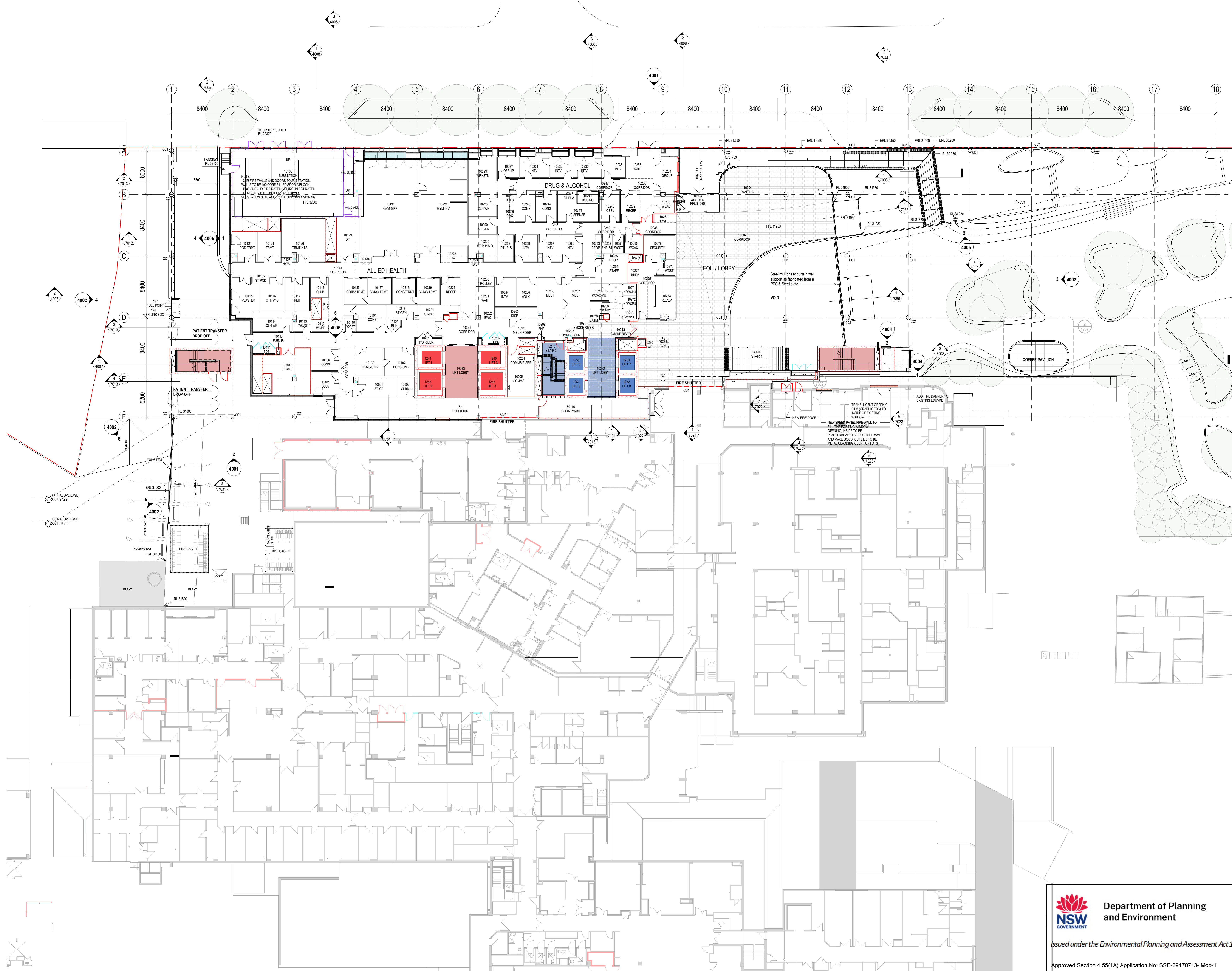


**Department of Planning  
and Environment**

*Issued under the Environmental Planning and Assessment Act 1979*

Approved Section 4.55(1A) Application No: SSD-39170713- Mod-1  
Granted: 20 April 2023 Sheet No: 4 of 16 Signed: PN





REV	DATE	AMENDMENT
6	13.03.23	GENERAL UPDATE
5	14.10.22	TENDER
4	16.09.22	INFORMATION ISSUE
3	06.05.22	SCHEMATIC DESIGN 100%
2	08.04.22	SCHEMATIC DESIGN FROZEN ISSUE
1	25.03.22	SCHEMATIC DESIGN 70%

- NOTES
1. DO NOT SCALE DRAWINGS. WRITTEN DIMENSIONS GOVERN.
  2. ALL DIMENSIONS ARE IN MILLIMETRES UNLESS NOTED OTHERWISE.
  3. ALL DIMENSIONS SHALL BE VERIFIED ON SITE BEFORE PROCEEDING WITH THE WORK.
  4. THIS DRAWING MUST BE READ IN CONJUNCTION WITH ALL RELEVANT CONTRACTS, SPECIFICATIONS, REPORTS AND DRAWINGS.
  5. ALL DRAWINGS TO BE PRINTED IN COLOUR. DO NOT PHOTOCOPY - PRINT ORIGINAL FROM ELECTRONIC FILE FOR HARD COPY.
  6. VARIATIONS TO WORK SHOWN MUST BE BROUGHT TO THE PRINCIPALS ATTENTION AND APPROVED IN WRITING BEFORE PROCEEDING.
  7. THIS DRAWING IS COPYRIGHT AND THE PROPERTY OF THE PRINCIPAL AND MUST NOT BE REPRODUCED, COPIED OR USED WITHOUT THE PERMISSION OF THE AUTHOR.
- THIS DRAWING IS AN UNCONTROLLED COPY UNLESS NOTED OTHERWISE

DRAWING TO BE PRINTED IN COLOUR



SERVICE PROVIDER

**Jacobs**

Level 7, 177 Pacific Highway,  
North Sydney, NSW, 2060  
Tel: +61 2 9928 2100  
Fax: +61 2 9928 2510  
Web: jacobs.com

PROJECT  
**ST GEORGE HOSPITAL  
STAGE 3**

PROJECT NO.  
**IA256500**

DRAWING TITLE  
**GENERAL  
ARRANGEMENT PLAN -  
LEVEL 1**

STATUS  
**DESIGN DEVELOPMENT**

DRAWN CJ/TM	DESIGNED DG/IGA
CHECKED GA	APPROVED CY

SCALE @ B1  
**1 : 200**

DRAWING NO.  
**SGHS3-AR-DG-1510**

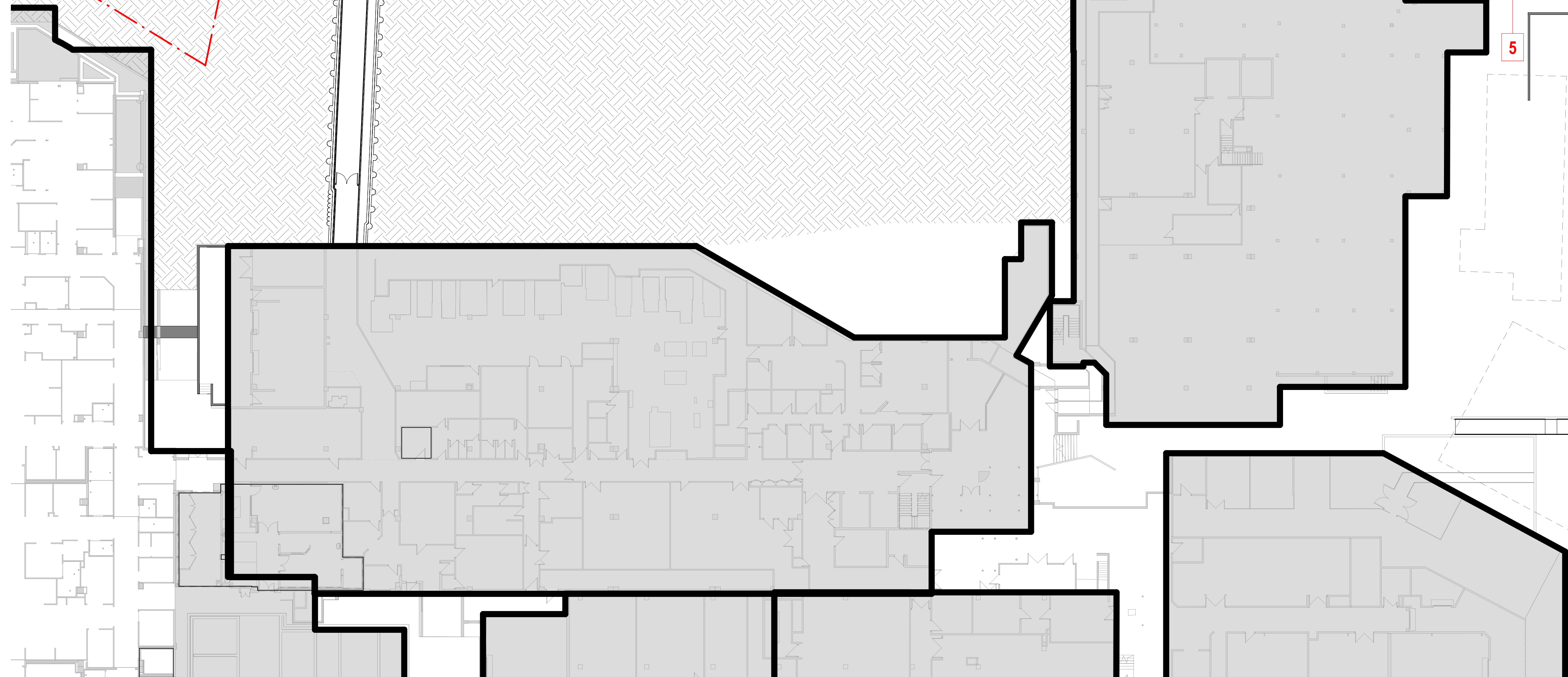
REVISION  
**6**

**Department of Planning and Environment**

*Issued under the Environmental Planning and Assessment Act 1979*

Approved Section 4.55(1A) Application No: SSD-39170713- Mod-1  
Granted: 20 April 2023 Sheet No: 5 of 16 Signed: PN





4	07.03.23	ISSUED FOR MOD
3	27.02.23	DRAFT ISSUE FOR MOD
2	14.10.22	TENDER
1	28.06.22	ISSUED FOR SSDA
REV	DATE	AMENDMENT

## NOTES

1. DO NOT SCALE DRAWINGS. WRITTEN DIMENSIONS GOVERN.  
2. ALL DIMENSIONS ARE IN MILLIMETRES UNLESS NOTED OTHERWISE.  
3. ALL DIMENSIONS SHALL BE VERIFIED ON SITE BEFORE PROCEEDING WITH THE WORK.  
4. JACOBS SHALL BE NOTIFIED IMMEDIATELY IN WRITING OF ANY DISCREPANCIES.  
5. THIS DRAWING MUST BE READ IN CONJUNCTION WITH ALL RELEVANT CONTRACTS, SPECIFICATIONS, REPORTS AND DRAWINGS.  
6. ALL DRAWINGS TO BE PRINTED IN COLOUR. DO NOT PHOTOCOPY - PRINT ORIGINAL FROM ELECTRONIC FILE FOR PLOTTER.  
7. VARIATIONS TO WORK SHOWN MUST BE BROUGHT TO THE PRINCIPALS ATTENTION AND APPROVED IN WRITING BEFORE PROCEEDING.  
8. THIS DRAWING IS THE PROPERTY OF THE PRINCIPAL AND MUST NOT BE RETAINED, COPIED OR USED WITHOUT THE PERMISSION OF THE AUTHOR.  
THIS DRAWING IS AN UNCONTROLLED COPY UNLESS NOTED OTHERWISE

DRAWING TO BE PRINTED IN COLOUR

## KEY PLAN



CLIENT



#### SERVICE PROVIDER

**Jacobs.**

Level 7, 177 Pacific Highway,  
North Sydney, NSW, 2060  
Tel: +61 2 9928 2100  
Fax: +61 2 9928 2510  
Web: [jacobs.com](http://jacobs.com)

PROJECT  
ST GEORGE HOSPITAL  
STAGE 3

PROJECT NO.  
**IA256500**

DRAWING TITLE  
**EXTERNAL WORKS SITE  
PLAN - GROUND LEVEL**

STATUS

## DESIGN DEVELOPMENT

DRAWN  
MW/LLDESIGNED  
DG/GA

CHECKED  
WB

APPROVED  
CY

SCALE @ B1  
1 : 250

DRAWING NO.  
**SGHS3-AR-DG-1701**

REVISION  
4

**Department of Planning  
and Environment**

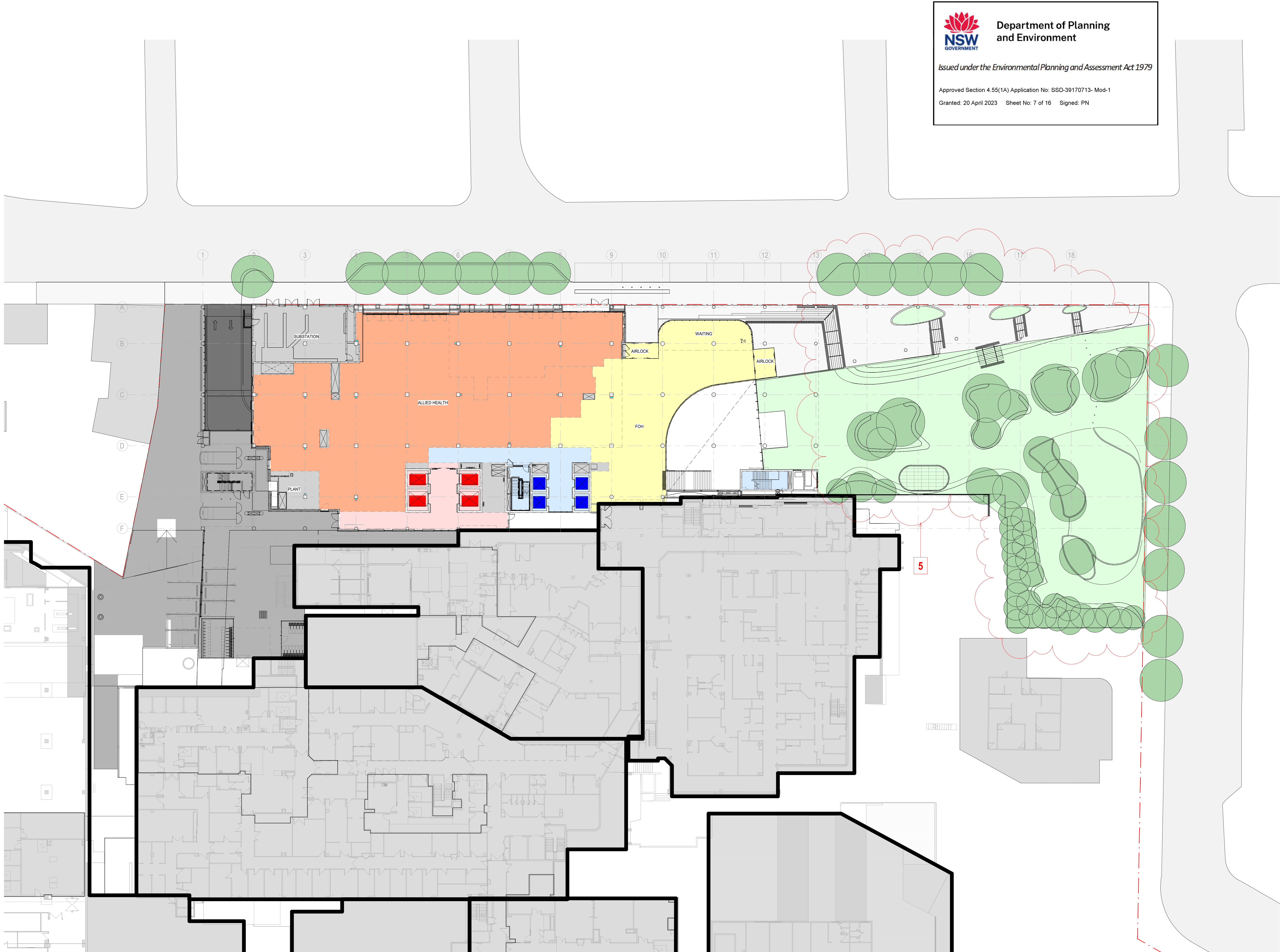
*Issued under the Environmental Planning and Assessment Act 1979*


Approved Section 4.55(1A) Application No: SSD-39170713- Mod-1

Granted: 20 April 2023    Sheet No: 6 of 16    Signed: PN

Granted: 20 April 2023    Sheet No: 6 of 16    Signed: PN







Department of Planning  
and Environment

Issued under the Environmental Planning and Assessment Act 1979

Approved Section 4.55(1A) Application No: SSD-39170713- Mod-1

Granted: 20 April 2023    Sheet No: 7 of 16    Signed: PN


4	07/03/23	ISSUED FOR MOD
3	27/02/23	DRAFT ISSUE FOR MOD
2	14/10/22	TENDER
1	26/04/22	ISSUED FOR S&B
REV	DATE	AMENDMENT

NOTES


1. DO NOT SCALE DRAWINGS. WRITTEN DIMENSIONS GOVERN.  
2. ALL DIMENSIONS ARE IN MILLIMETRES UNLESS NOTED OTHERWISE.  
3. ALL DIMENSIONS SHALL BE VERIFIED ON SITE BEFORE PROCEEDING WITH THE WORK.  
4. THIS DRAWING MUST BE READ IN CONJUNCTION WITH ALL RELEVANT CONTRACTS, SPECIFICATIONS, REPORTS AND DRAWINGS.  
5. ALL DRAWINGS TO BE PRINTED IN COLOUR. DO NOT PHOTOCOPY - PRINT ORIGINAL FROM ELECTRONIC FILE FOR HARD COPY.  
6. VARIATIONS TO WORK SHOWN MUST BE BROUGHT TO THE PRINCIPALS ATTENTION AND APPROVED IN WRITING BEFORE PROCEEDING.  
7. THIS DRAWING IS COPYRIGHT AND THE PROPERTY OF THE PRINCIPAL AND MUST NOT BE REPRODUCED, COPIED OR USED WITHOUT THE PERMISSION OF THE AUTHOR.  
THIS DRAWING IS AN UNCONTROLLED COPY UNLESS NOTED OTHERWISE

DRAWING TO BE PRINTED IN COLOUR


KEY PLAN




CLIENT



Health  
Infrastructure



SERVICE PROVIDER



Level 7, 177 Pacific Highway,  
North Sydney, NSW, 2060  
Tel: +61 2 9928 2100  
Fax: +61 2 9928 2510  
Web: jacobs.com

PROJECT

ST GEORGE HOSPITAL  
STAGE 3

PROJECT NO.  
IA256500

DRAWING TITLE

EXTERNAL WORKS SITE  
PLAN - LEVEL 1

STATUS

DESIGN DEVELOPMENT

DRAWN

MWLL

DESIGNED

DGGA

CHECKED

WB

APPROVED

CY

SCALE @ B1

1 : 250

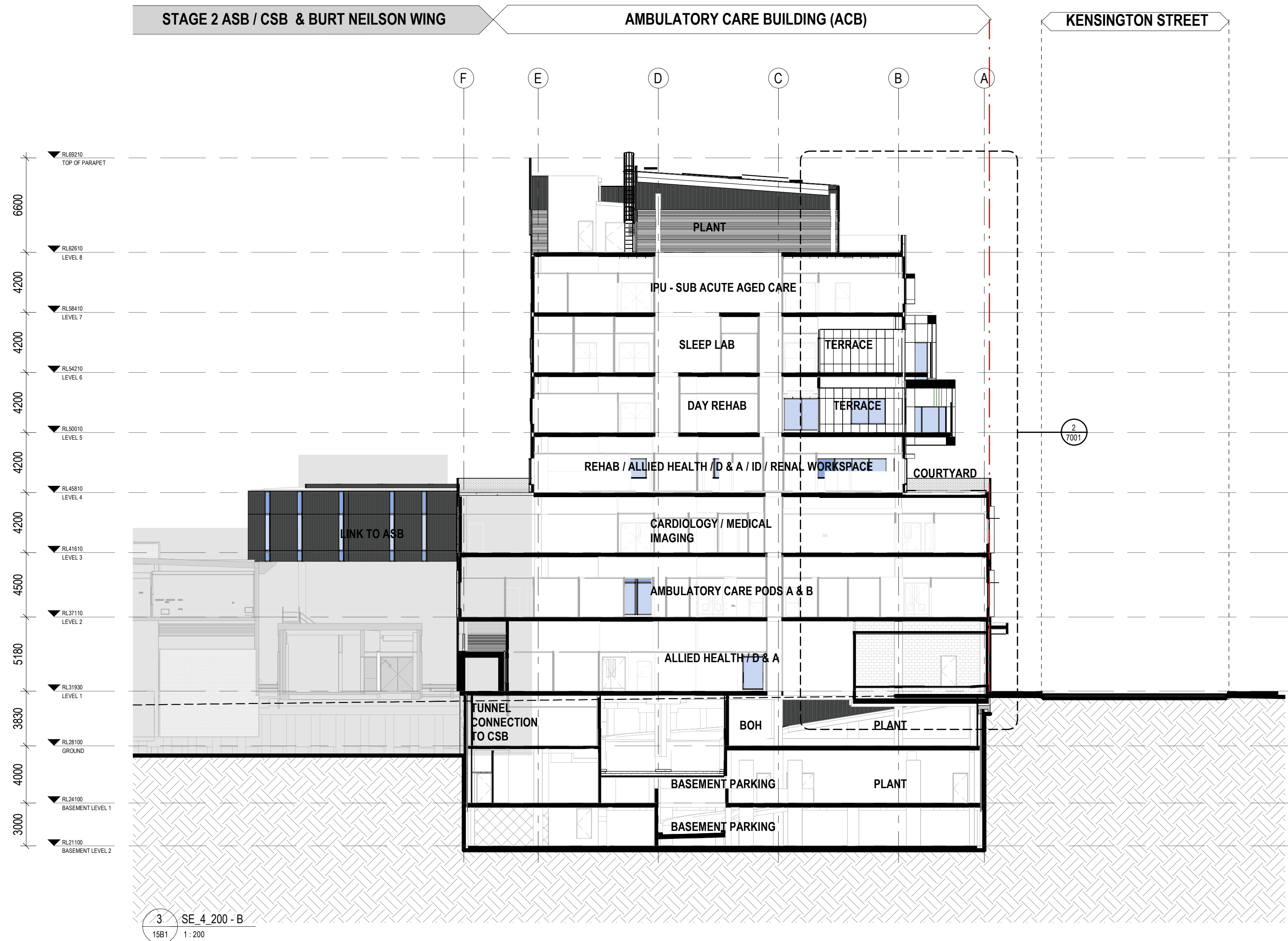
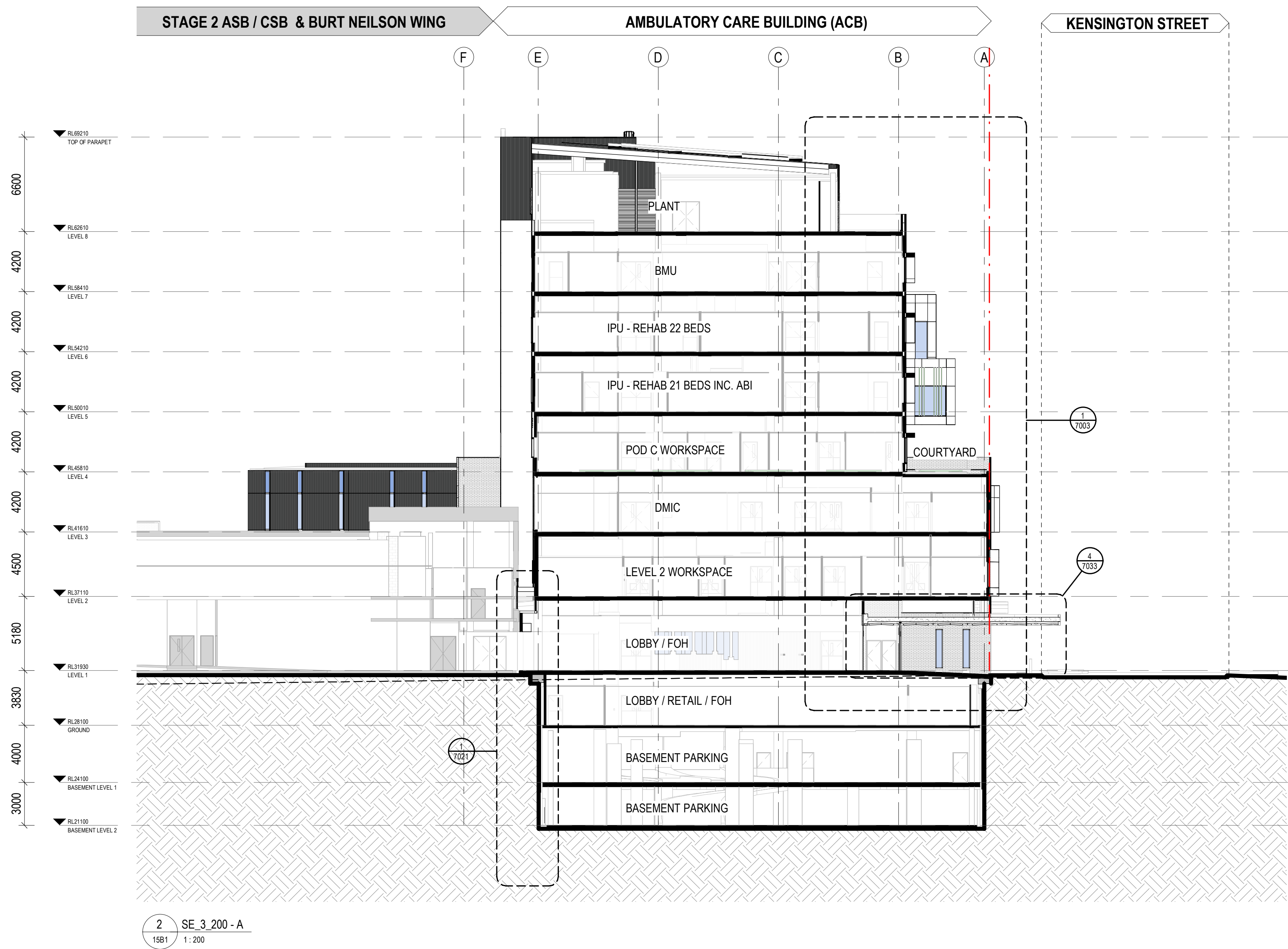
DRAWING NO.

SGHS3-AR-DG-1702

REVISION

4





1 3D\_LEVEL 3 LINK & GF TUNNEL

**FACADE LEGEND:**  
NOTE REFER TO FINISHES SCHEDULE FOR FURTHER DETAILS

**FAC01** ALUMINIUM KINGSPAN PANELS  
ALC1 APPLIANCE WHITE  
ALC1-TYP1 CUSTOM AL FOLDED FACADE  
ALC1-TYP3 CUSTOM AL FOLDED FACADE  
ALC1-TYP3 CUSTOM AL FOLDED FACADE

**ALC2** MONUMENT  
ALC3 GREY  
ALC4 SILVER GREY

**FAC02** BRICK  
PQH BLACK & TAN AND RECYCLED RED BRICKS  
BR1 HIT & MISS RECESSED BRICK PATTERN  
BR2 HIT & MISS PROJECTING BRICK PATTERN  
BR3 HIT & MISS FLUSH BRICK PATTERN  
BR4 1/3 RUNNING STRETCHER  
BR5 VERTICAL STRETCHER  
BR6 BRICK SLIPS

**FAC03** LYSAGHT LONGLINE 305  
FAC04 TIMBER FORMLINER  
FAC05 ALUMINIUM WEBFORGE  
FAC06 COLOURBOND CUSTOM ORB  
FAC07 LYSAGHT SPANDEK  
FAC08 WINDOWS AL 150mm FRAME  
FAC09 WINDOWS AL 100mm FRAME  
FAC10 CURTAIN WALL GLAZING WITH RHS STEEL MULLIONS U/N/O  
FAC11 CURVED CURTAIN WALL GLAZING, EXTRUDED ALUMINIUM FRAME  
FAC12 CURTAIN WALL GLAZING WITH 200mm STEEL MULLIONS U/N/O  
LVR1 HORIZONTAL LOUVRES (MONUMENT)  
LVR2 HORIZONTAL LOUVRES (TO MATCH ALC1)  
SC1 50mm DIA VERTICAL SCREEN

**GLAZING LEGEND:**  
GLZ1 STANDARD CLEAR DOUBLE GLAZED IGU  
GLZ2 CLEAR GLAZED, PLUS JOCKEY SASH WITH INTEGRAL BLINDS  
GLZ3 CLEAR SINGLE GLAZED WITH BACKPAN  
GLZ4 CLEAR GLAZED, 14mm ASSAULT GUARD GLASS PLUS JOCKEY SASH WITH INTEGRAL BLINDS (MH)  
GLZ5 CLEAR GLAZED, 14mm ASSAULT GUARD GLASS (MH)  
GLZ6 CLEAR SINGLE GLAZING BALUSTRADE  
GLZ7 STANDARD CLEAR DOUBLE GLAZED IGU (SKYLIGHT)  
GLZ8 CLEAR SINGLE GLAZING, ASSAULT GUARD GLASS (BALUSTRADE)

**ROOF LEGEND:**  
MR1 METAL ROOF (SURFMIST)  
MR2 METAL ROOF (MONUMENT)  
FR1 (L4) FLAT MEMBRANE ROOF UNDER TIMBER COMPOSITE DECKING  
FR2 FLAT MEMBRANE ROOF  
PR1 PAVERS ON POLYPADS


**NOTES**

1. DO NOT SCALE DRAWINGS. WRITTEN DIMENSIONS GOVERN.  
2. ALL DIMENSIONS ARE IN MILLIMETRES UNLESS NOTED OTHERWISE.  
3. ALL DIMENSIONS SHALL BE VERIFIED ON SITE BEFORE PROCEEDING WITH THE WORK. JACOBS SHALL BE NOTIFIED IN WRITING OF ANY DISCREPANCIES.  
4. THIS DRAWING MUST BE READ IN CONJUNCTION WITH ALL RELEVANT CONTRACTS, SPECIFICATIONS, REPORTS AND DRAWINGS.  
5. ALL DRAWINGS TO BE PRINTED IN COLOUR. DO NOT PHOTOCOPY - PRINT ORIGINAL FROM ELECTRONIC FILE FOR HARD COPY.  
6. VARIATIONS TO WORK SHOWN MUST BE BROUGHT TO THE PRINCIPALS ATTENTION AND APPROVED IN WRITING BEFORE PROCEEDING.  
7. THIS DRAWING IS COPYRIGHT AND THE PROPERTY OF THE PRINCIPAL AND MUST NOT BE REPRODUCED, COPIED OR USED WITHOUT THE PERMISSION OF THE AUTHOR.  
THIS DRAWING IS AN UNCONTROLLED COPY UNLESS NOTED OTHERWISE.

**GENERAL NOTES**

ALL DRAWINGS TO BE PRINTED AND READ IN COLOUR  
CO-ORDINATION AND ADJUSTMENT OF FINAL WINDOW AND DOOR MULLION LOCATIONS TO BE CO-ORDINATED WITH FINAL INTERNAL FITOUT  
WEEPHOLES TO BE SET UNDER MAXIMUM SPACING ALLOWANCE TO STANDARDS AND SET EVENLY ALONG THE FACADE OF EACH PODIUM BLOCK AND TO BE SET EVENLY OVER WINDOWS  
REFER TO FINISHES SCHEDULE SGHS-AR-DG-9103 FOR FACADE AND EXTERIOR SPECIFICATIONS  
REFER TO DRAWING NUMBER TDS & TDS FOR ALUMINIUM CLADDING AND BRICK FENESTRATION DETAIL  
ALL FIXINGS AND DETAILS TO FACADE TO BE CO-ORDINATED WITH THE FACADE ENGINEER

--- BRICK MOVEMENT JOINT

 **Department of Planning and Environment**

*Issued under the Environmental Planning and Assessment Act 1979*

Approved Section 4.55(1A) Application No: SSD-39170713- Mod-1  
Granted: 20 April 2023 Sheet No: 8 of 16 Signed: PN

**DRAWING TO BE PRINTED IN COLOUR**



**SERVICE PROVIDER**

**Jacobs**

Level 7, 177 Pacific Highway,  
North Sydney, NSW, 2060  
Tel: +61 2 9928 2100  
Fax: +61 2 9928 2510  
Web: jacobs.com

**PROJECT**  
**ST GEORGE HOSPITAL**  
**STAGE 3**

**PROJECT NO.**  
**IA256500**

**DRAWING TITLE**  
**SECTIONS - SHEET 1**

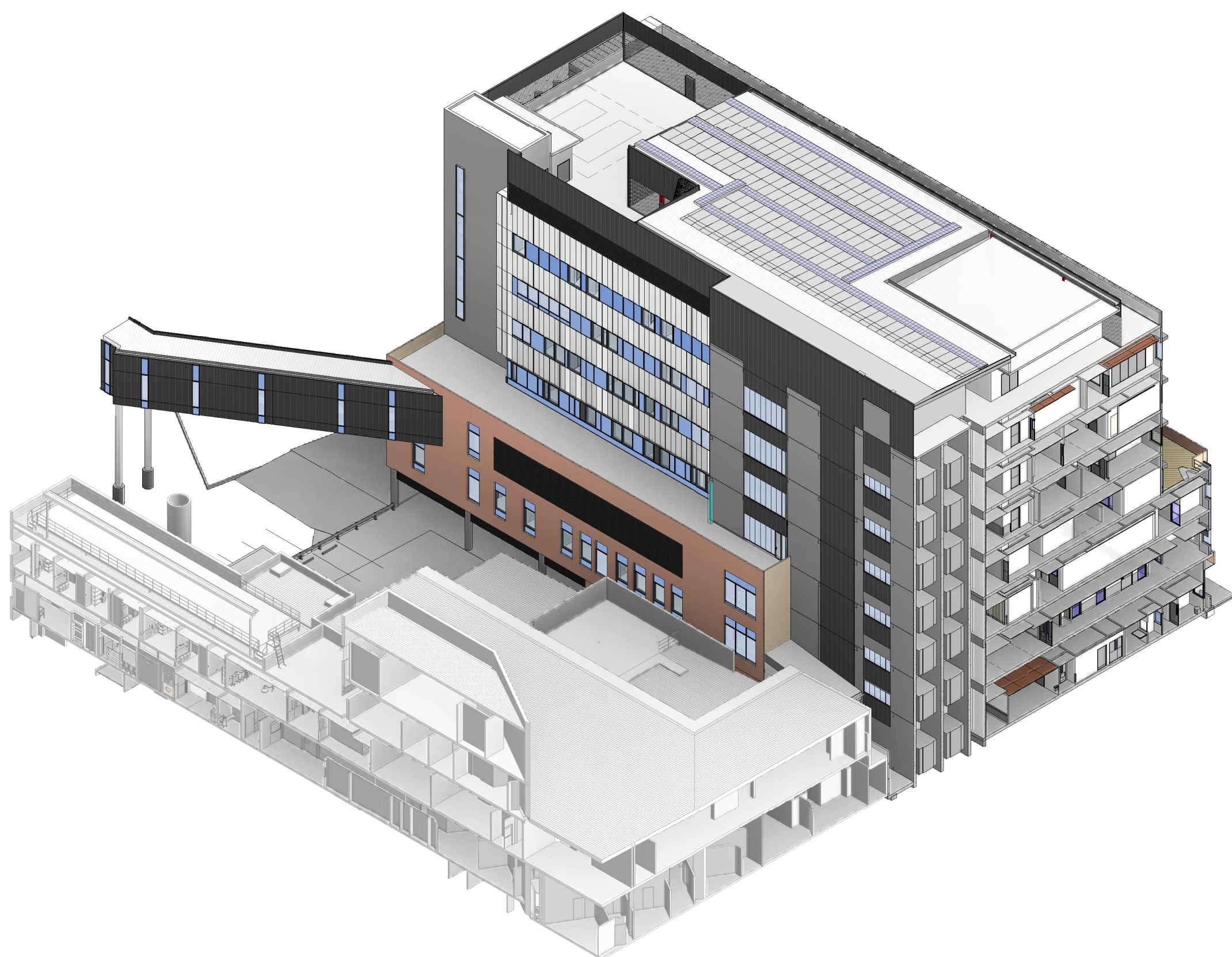
**STATUS**  
**DESIGN DEVELOPMENT**

**DRAWN** **DESIGNED**  
**BA/LL** **DG/GA**

**CHECKED** **APPROVED**  
**WB** **CY**

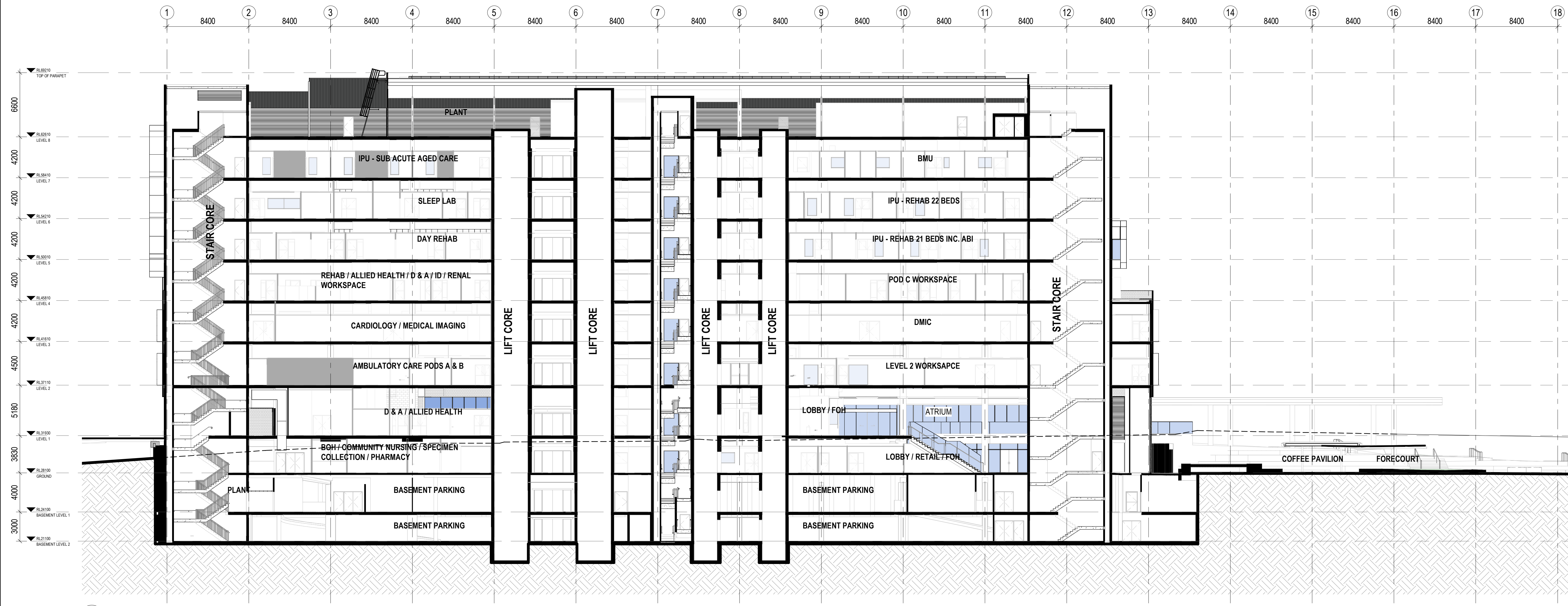
**SCALE @ B1**  
**1 : 200**

**DRAWING NO.** **SGHS3-AR-DG-4006** **REVISION** **8**

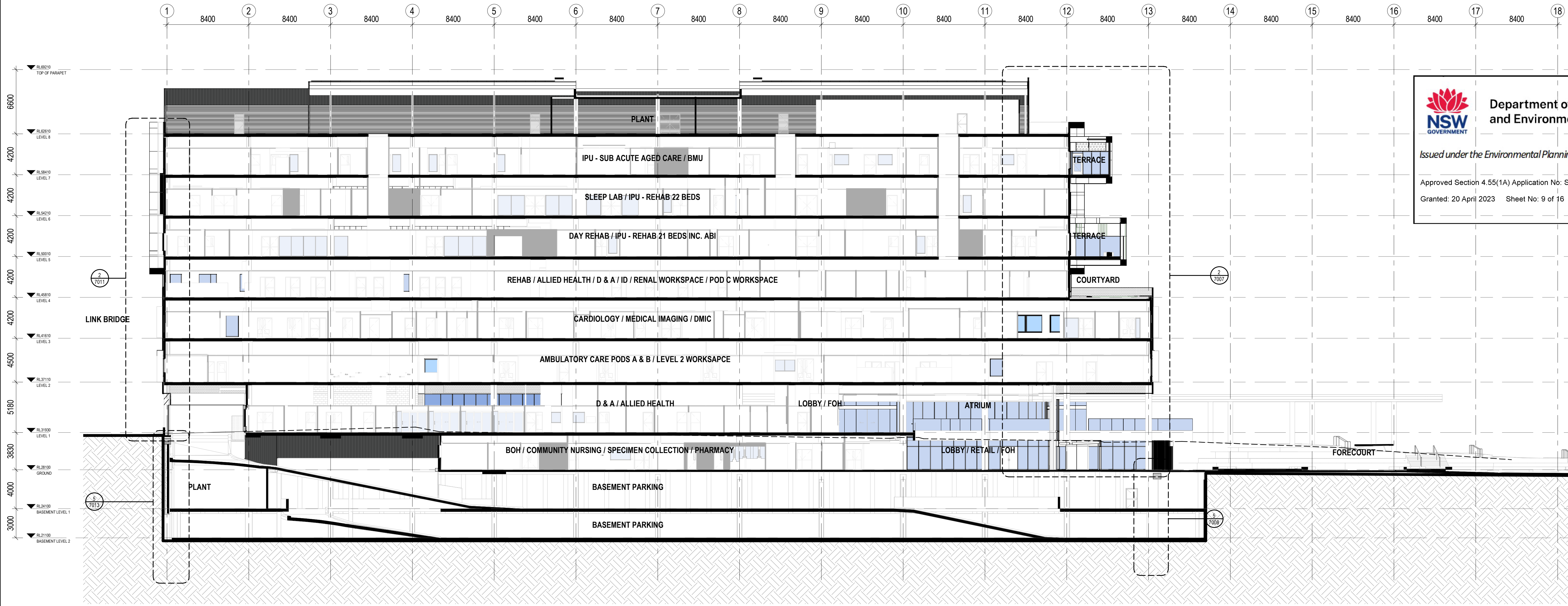




Autodesk Docs\US\George Hospital Stage 3 - Main Works\SGHS3-AR-DG-400\MAIN.rvt 13/02/2023 3:54:35 PM



1 SE 4 200 - C  
1:200



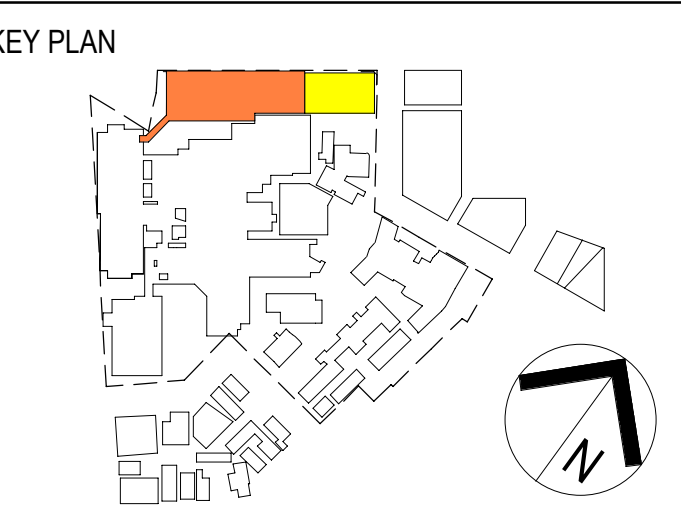
2 SE 4 200 - D  
1:200

**FACADE LEGEND:**  
NOTE REFER TO FINISHES SCHEDULE FOR FURTHER DETAILS.  
FAC01 ALUMINIUM KINGSPAN PANELS  
ALC1 APPLIANCE WHITE  
ALC1-TYP1 CUSTOM AL. FOLDED FACADE  
ALC1-TYP3 CUSTOM AL. FOLDED FACADE  
ALC1-TYP3 CUSTOM AL. FOLDED FACADE  
ALC1-TYP3 CUSTOM AL. FOLDED FACADE  
ALC2 MONUMENT  
ALC3 GREY  
ALC4 SILVER GREY  
FAC02 BRICK  
PGH BLACK & TAN AND RECYCLED RED BRICKS  
HIT & MISS RECESSED BRICK PATTERN  
BR1 HIT & MISS PROJECTING BRICK PATTERN  
BR2 HIT & MISS FLUSH BRICK PATTERN  
BR3 HIT & MISS FLUSH BRICK PATTERN  
BR4 1/3 RUNNING STRETCHER  
BR5 VERTICAL STRETCHER  
BR6 BRICK SLIPS  
FAC03 LYSAGHT LONGLINE 305  
FAC04 TIMBER FORMLINE  
FAC05 ALUMINIUM WEBFOUR  
FAC06 COLOURBOND CUSTOM ORB  
FAC07 LYSAGHT SPANDECK  
FAC08 WINDOWS AL. 150mm FRAME  
FAC09 WINDOWS AL. 100mm FRAME  
FAC10 CURTAIN WALL GLAZING WITH RHS STEEL MULLIONS U/N/O  
FAC11 CURVED CURTAIN WALL GLAZING, EXTRUDED ALUMINIUM FRAME  
FAC12 CURTAIN WALL GLAZING WITH 200mm STEEL MULLIONS U/N/O  
LVR1 HORIZONTAL LOUVRES (MONUMENT)  
LVR2 HORIZONTAL LOUVRES (TO MATCH ALC1)  
SC1 50mm DIA VERTICAL SCREEN  
**GLAZING LEGEND:**  
GLZ1 STANDARD CLEAR DOUBLE GLAZED IGU  
GLZ2 CLEAR GLAZED, PLUS JOCKEY SASH WITH INTEGRAL BLINDS  
GLZ3 CLEAR SINGLE GLAZED WITH BACKPAN  
GLZ4 CLEAR GLAZED, 16mm ASSAULT GUARD GLASS PLUS JOCKEY SASH WITH INTEGRAL BLINDS (MH)  
GLZ5 CLEAR GLAZED, 16mm ASSAULT GUARD GLASS (MH)  
GLZ6 CLEAR SINGLE GLAZING BALUSTRADE  
GLZ7 STANDARD CLEAR DOUBLE GLAZED IGU (SKYLIGHT)  
GLZ8 CLEAR SINGLE GLAZING, ASSAULT GUARD GLASS (BALUSTRADE)  
**ROOF LEGEND:**  
MR1 METAL ROOF (SURFMIST)  
MR2 METAL ROOF (MONUMENT)  
FR1 (L4) FLAT MEMBRANE ROOF UNDER TIMBER COMPOSITE DECKING  
FR2 FLAT MEMBRANE ROOF  
PRI PAVERS ON POLYPADS

**NOTES**  
1. DO NOT SCALE DRAWINGS. WRITTEN DIMENSIONS GOVERN.  
2. ALL DIMENSIONS ARE IN MILLIMETRES UNLESS NOTED OTHERWISE.  
3. ALL DIMENSIONS SHALL BE VERIFIED ON SITE BEFORE PROCEEDING WITH THE WORK. JACOBS SHALL BE NOTIFIED IN WRITING OF ANY DISCREPANCIES.  
4. THIS DRAWING MUST BE READ IN CONJUNCTION WITH ALL RELEVANT CONTRACTS, SPECIFICATIONS, RESOURCES AND DRAWINGS.  
5. ALL DRAWINGS TO BE PRINTED IN COLOUR. DO NOT PHOTOCOPY - PRINT ORIGINAL FROM ELECTRONIC FILE FOR HARD COPY.  
6. VARIATIONS TO WORK SHOWN MUST BE BROUGHT TO THE PRINCIPALS ATTENTION AND APPROVED IN WRITING BEFORE PROCEEDING.  
7. THIS DRAWING IS COPYRIGHT AND THE PROPERTY OF THE PRINCIPAL AND MUST NOT BE REPRODUCED, COPIED OR USED WITHOUT THE PERMISSION OF THE AUTHOR.  
THIS DRAWING IS AN UNCONTROLLED COPY UNLESS NOTED OTHERWISE.

**GENERAL NOTES**  
ALL DRAWINGS TO BE PRINTED AND READ IN COLOUR  
CO-ORDINATION AND ADJUSTMENT OF FINAL WINDOW AND DOOR MULLION LOCATIONS TO BE CO-ORDINATED WITH FINAL INTERNAL FITOUT  
WEEPHOLES TO BE SET UNDER MAXIMUM SPACING ALLOWANCE TO STANDARDS AND SET EVENLY ALONG THE FACADE OF EACH PODIUM BLOCK AND TO BE SET EVENLY OVER WINDOWS  
REFER TO FINISHES SCHEDULE SGHS-AR-DG-9103 FOR FACADE AND EXTERIOR SPECIFICATIONS  
REFER TO DRAWING NUMBER T05 & T06 FOR ALUMINIUM CLADDING AND BRICK PENETRATION DETAIL  
ALL FIXINGS AND DETAILS TO FACADE TO BE COORDINATED WITH THE FACADE ENGINEER  
--- BRICK MOVEMENT JOINT

DRAWING TO BE PRINTED IN COLOUR



**Department of Planning and Environment**  
Issued under the Environmental Planning and Assessment Act 1979  
Approved Section 4.55(1A) Application No: SSD-39170713- Mod-1  
Granted: 20 April 2023 Sheet No: 9 of 16 Signed: PN

**CLIENT**  
NSW GOVERNMENT Health Infrastructure  
BESIX Watpac

**SERVICE PROVIDER**  
Jacobs  
Level 7, 177 Pacific Highway,  
North Sydney, NSW, 2060  
Tel: +61 2 9928 2100  
Fax: +61 2 9928 2510  
Web: jacobs.com

**PROJECT**  
ST GEORGE HOSPITAL  
STAGE 3  
PROJECT NO.  
IA256500

**DRAWING TITLE**  
SECTIONS - SHEET 2

**STATUS**  
DESIGN DEVELOPMENT

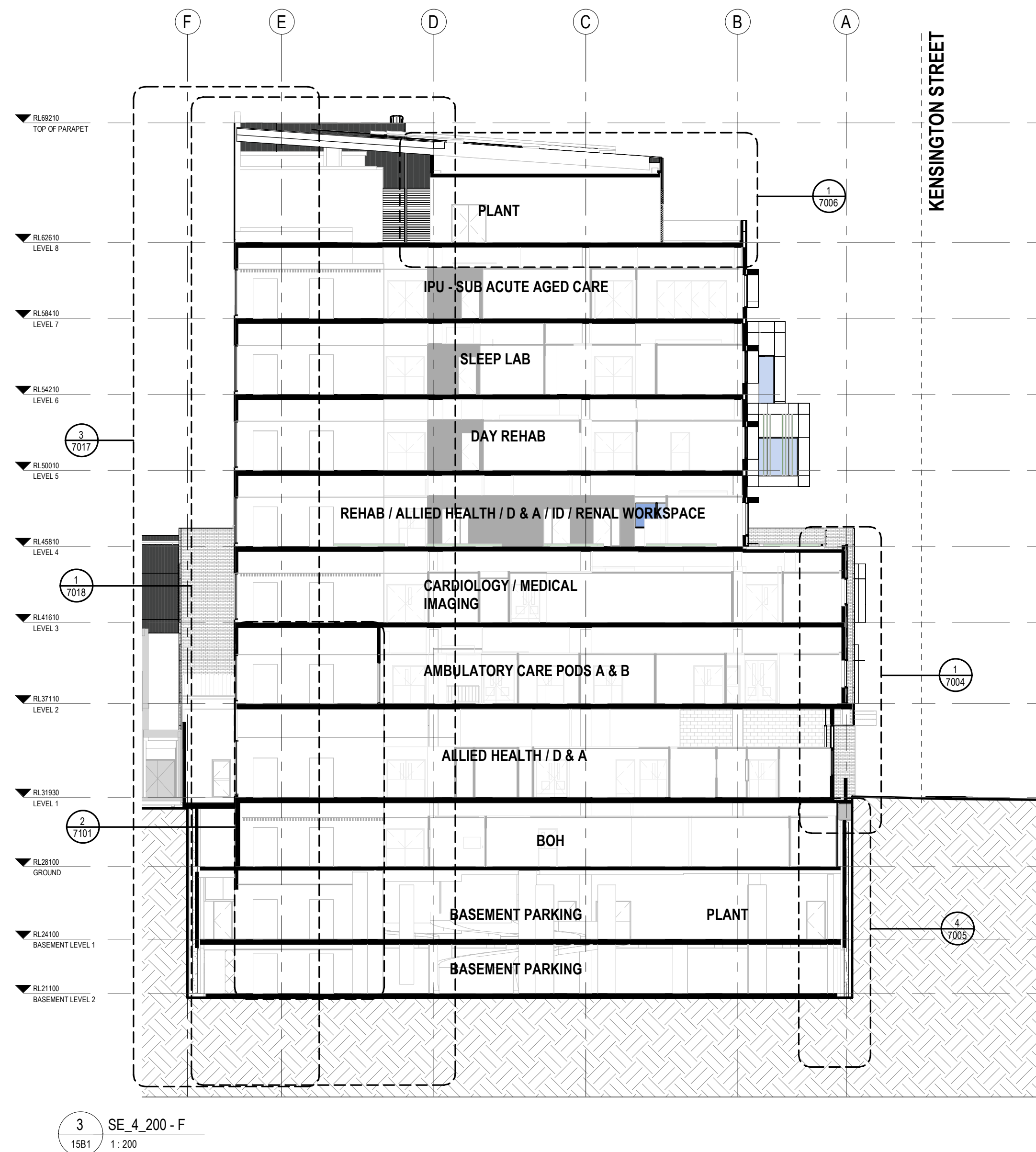
**DRAWN** BA/L **DESIGNED** DG/GA

**CHECKED** WB **APPROVED** CY

**SCALE @ B1**  
1 : 200

**DRAWING NO.** SGHS3-AR-DG-4007 **REVISION** 8





- [illegible]

# NOTES

- 1. DO NOT SCALE DRAWINGS. WRITTEN DIMENSIONS GOVERN.
- 2. ALL DIMENSIONS ARE IN MILLIMETRES UNLESS NOTED OTHERWISE.
- 3. ALL DIMENSIONS SHALL BE VERIFIED ON SITE BEFORE PROCEEDINGS WITH THE WORK.
- 4. JACOBS SHALL BE NOTIFIED IN WRITING OF ANY DISCREPANCIES.
- 5. THIS DRAWING MUST BE READ IN CONJUNCTION WITH ALL RELEVANT CONTRACTS, SPECIFICATIONS, REQUIREMENTS AND DRAWINGS.
- 6. ALL DRAWINGS TO BE PRINTED IN COLOUR. DO NOT PHOTOCOPY - PRINT ORIGINAL FROM ELECTRONIC FILE FOR HARD COPY
- 7. VARIATIONS TO WORK SHOWN MUST BE BROUGHT TO THE PRINCIPALS ATTENTION AND APPROVED IN WRITING BEFORE PROCEEDING.
- 8. THIS DRAWING CANNOT BE USED WITHOUT THE WRITTEN AUTHORITY OF THE PRINCIPAL AND MUST NOT BE RETAINED, COPIED OR USED WITHOUT THE PERMISSION OF THE AUTHOR.
- 9. THIS DRAWING IS AN UNCONTROLLED COPY UNLESS NOTED OTHERWISE

### GENERAL NOTES

- ALL DRAWINGS TO BE PRINTED AND READ IN COLOUR
- CO-ORDINATION AND ADJUSTMENT OF FINAL WINDOW AND DOOR MULTIPLE LOCATIONS TO BE CO-ORDINATED WITH FINAL INTERNAL FITOUT
- WEEPHOLES TO BE SET UNDER MAXIMUM SPACING
- ADVANCE TO STANDARDS AND SET EVENLY ALONG THE FACE OF EACH PODIUM BLOCK AND TO BE SET EVENLY OVER WINDOWS.
- REFER TO FINISHES SCHEDULE SG43-49-03-9103 FOR FACADE AND EXTERIOR SPECIFICATIONS
- REFER TO DRAWING NUMBERS A3 7036 FOR ALUMINIUM CURTAIN WALLS AND CLERESTORY DETAIL
- ALL FIXINGS AND DETAILS TO FACADE TO BE CO-ORDINATED WITH THE FACADE ENGINEER

--- BRICK MOVEMENT JOINT

DRAWING TO BE PRINTED IN COLOUR

## KEY PLAN



CLIENT



SERVICE PROVIDER

**Jacobs.**

Level 7, 177 Pacific Highway,  
North Sydney, NSW, 2060  
Tel: +61 2 9928 2100  
Fax: +61 2 9928 2510  
Web: [jacobs.com](http://jacobs.com)

PROJECT  
ST GEORGE HOSPITAL  
STAGE 3

PROJECT NO.  
IA256500

DRAWING TITLE  
**SECTIONS - SHEET 3**

STATUS

## DESIGN DEVELOPMENT

DRAWN  
BA/LLDESIGNED  
DG/GA

CHECKED  
WB

APPROVED  
CY

SCALE @ B1  
1 : 200

DRAWING NO.  
**SGHS3-AR-DG-4008**

REVISION  
7

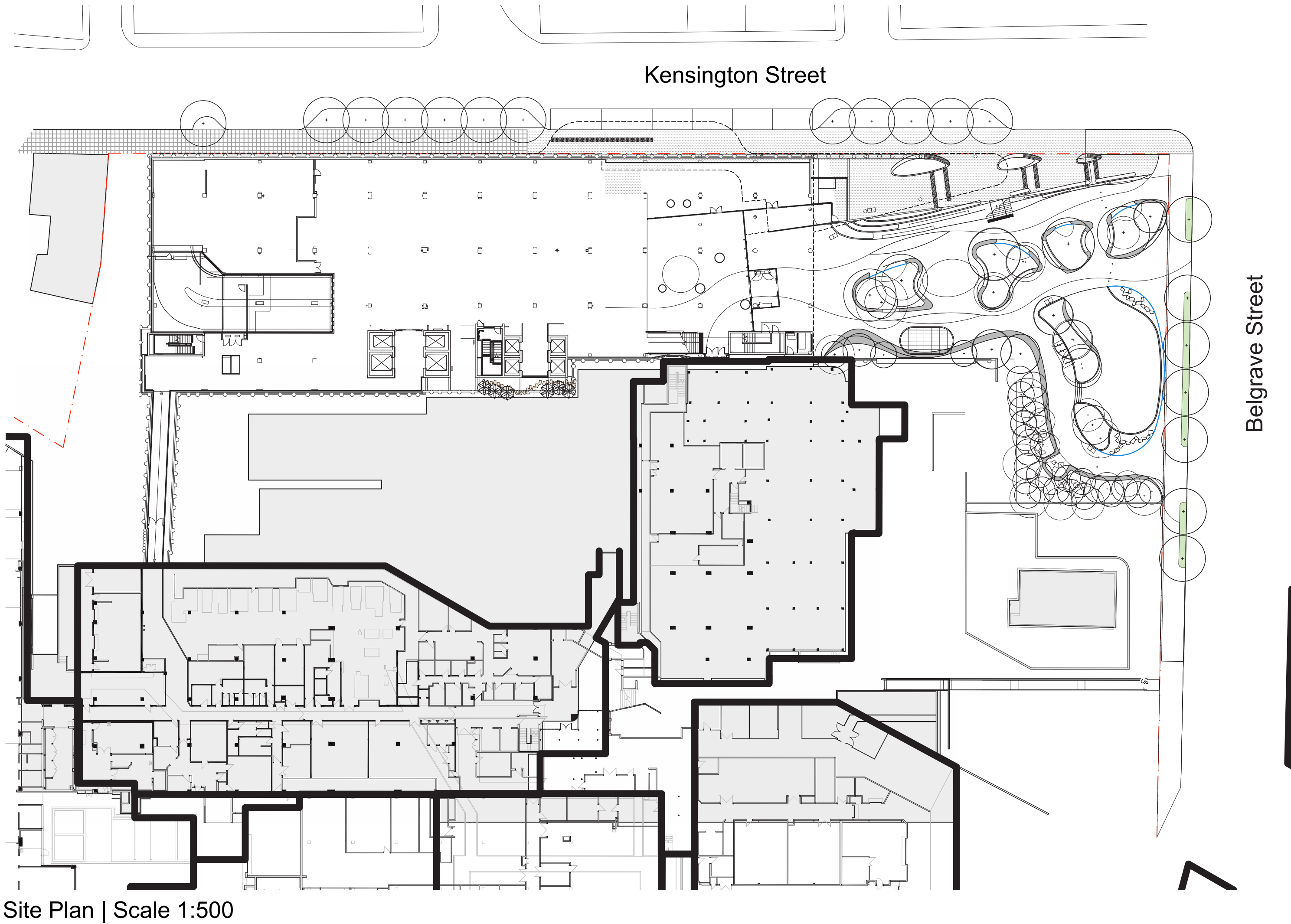


# St George Hospital

## Landscape Schematic Design

### Drawing Schedule

Drawing Number	Drawing Title	Scale
000	Landscape Coversheet	N/A
001	Landscape Plan	1:200
100	Landscape Plan - Ground	1:200
101	Landscape Plan - Level 1	1:200
104	Landscape Plan - Level 4	1:200
105	Landscape Plan - Level 5	1:200
106	Landscape Plan - Level 6	1:200
107	Landscape Plan - Level 7	1:200




NOT FOR CONSTRUCTION

© 2021 Site Image (NSW) Pty Ltd ABN 44 801 262 380 as agent for Site Image NSW Partnership. All rights reserved. This drawing is copyright and shall not be reproduced or copied in any form or by any means (graphic, electronic or mechanical including photocopy) without the written permission of Site Image (NSW) Pty Ltd Any license, expressed or implied, to use this document for any purpose what so ever is restricted to the terms of the written agreement between Site Image (NSW) Pty Ltd and the instructing party.

The contractor shall check and verify all work on site (including work by others) before commencing the landscape installation. Any discrepancies are to be reported to the Project Manager or Landscape Architect prior to commencing work. Do not scale this drawing. Any required dimensions not shown shall be referred to the Landscape Architect for confirmation.

F	SSD Modification	JD	NM	24.03.2023
E	SSD Modification	JD	NM	27.02.2023
B	Preliminary	RG	NM	14.06.2022
A	Preliminary	JD	NM	04.04.2022
Issue	Revision Description	Drawn	Check	Date



**Department of Planning  
and Environment**

*Issued under the Environmental Planning and Assessment Act 1979*

Approved Section 4.55(1A) Application No: SSD-39170713- Mod-1

Granted: 20 April 2023    Sheet No: 11 of 16    Signed: PN

S I T E   I M A G E



Landscape Architects  
Level 1, 3-5 Baptist Street  
Redfern NSW 2016  
Australia

Tel: (61 2) 8332 5600  
Fax: (61 2) 9698 2877  
www.siteimage.com.au

Client  
**Health Infrastructure**

Project  
**St George Hospital**

Drawing Name  
**Landscape Cover Sheet**

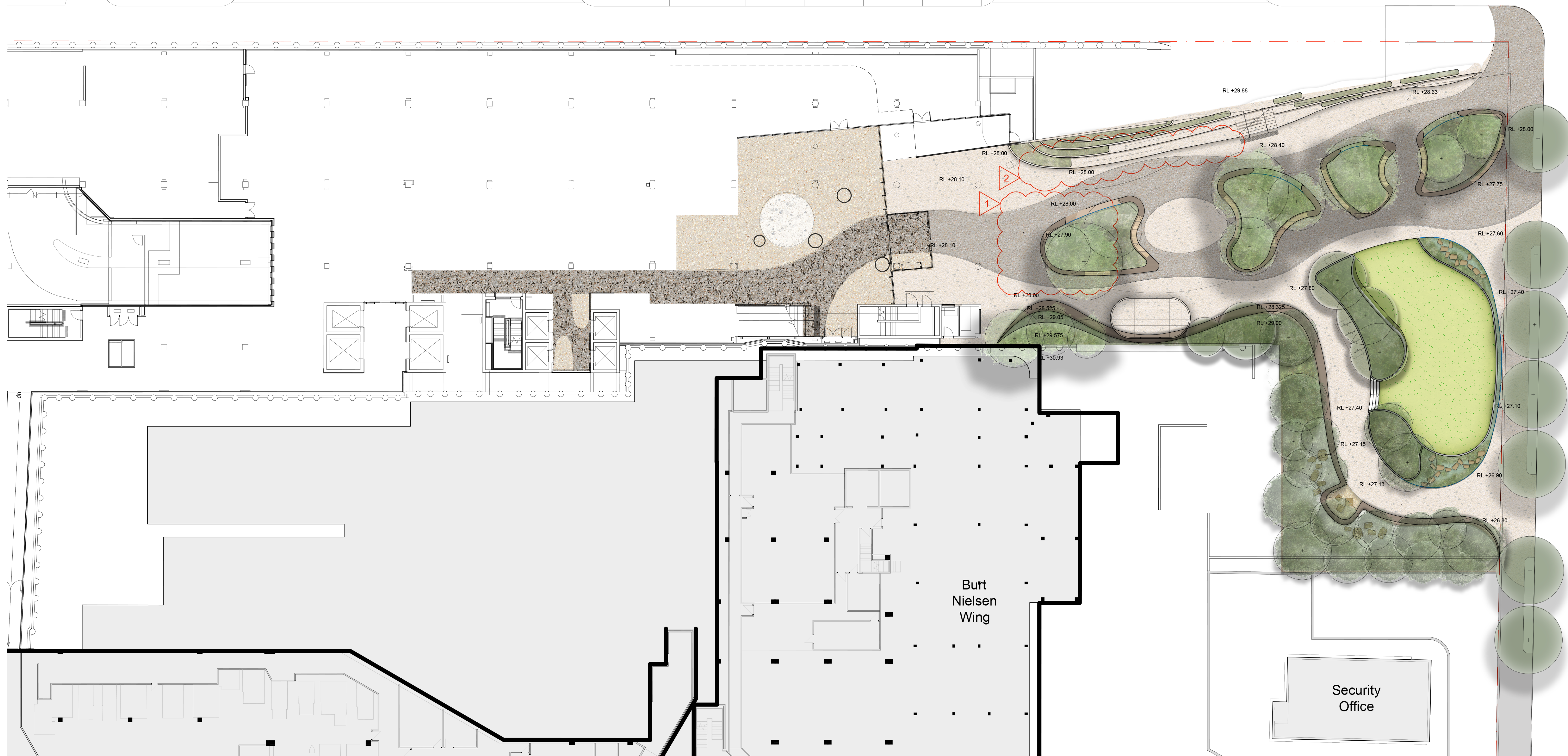
Scale  
Job Number  
**SS21-4660**

Drawing Number  
**000**

Issue  
**F**

**SCHEMATIC DESIGN**





The contractor shall check and verify all work on site (including work by others) before commencing the landscape installation. Any discrepancies are to be reported to the Project Manager or Landscape Architect prior to commencing work. Do not scale this drawing. Any required dimensions not shown shall be referred to the Landscape Architect for confirmation.

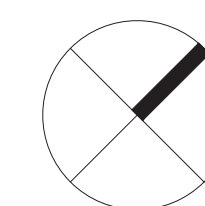
JD	NM	24.03.2023
JD	NM	27.02.2023
RG	NM	14.06.2022
JD	NM	04.04.2022
Drawn	Check	Date



**Proposed Tree**  
(Refer Plant Schedule and Detail)

 Water Feature

**Paving Type 2**  
(Refer Detail and Specifications)

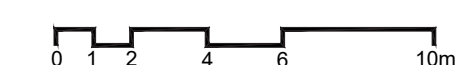


**Landscape Architects**  
Level 1, 3-5 Baptist Street  
Redfern NSW 2016  
Australia  
Tel: (61 2) 8332 5600  
Fax: (61 2) 9698 2877  
[www.siteimage.com.au](http://www.siteimage.com.au)

Project  
St George Hospital

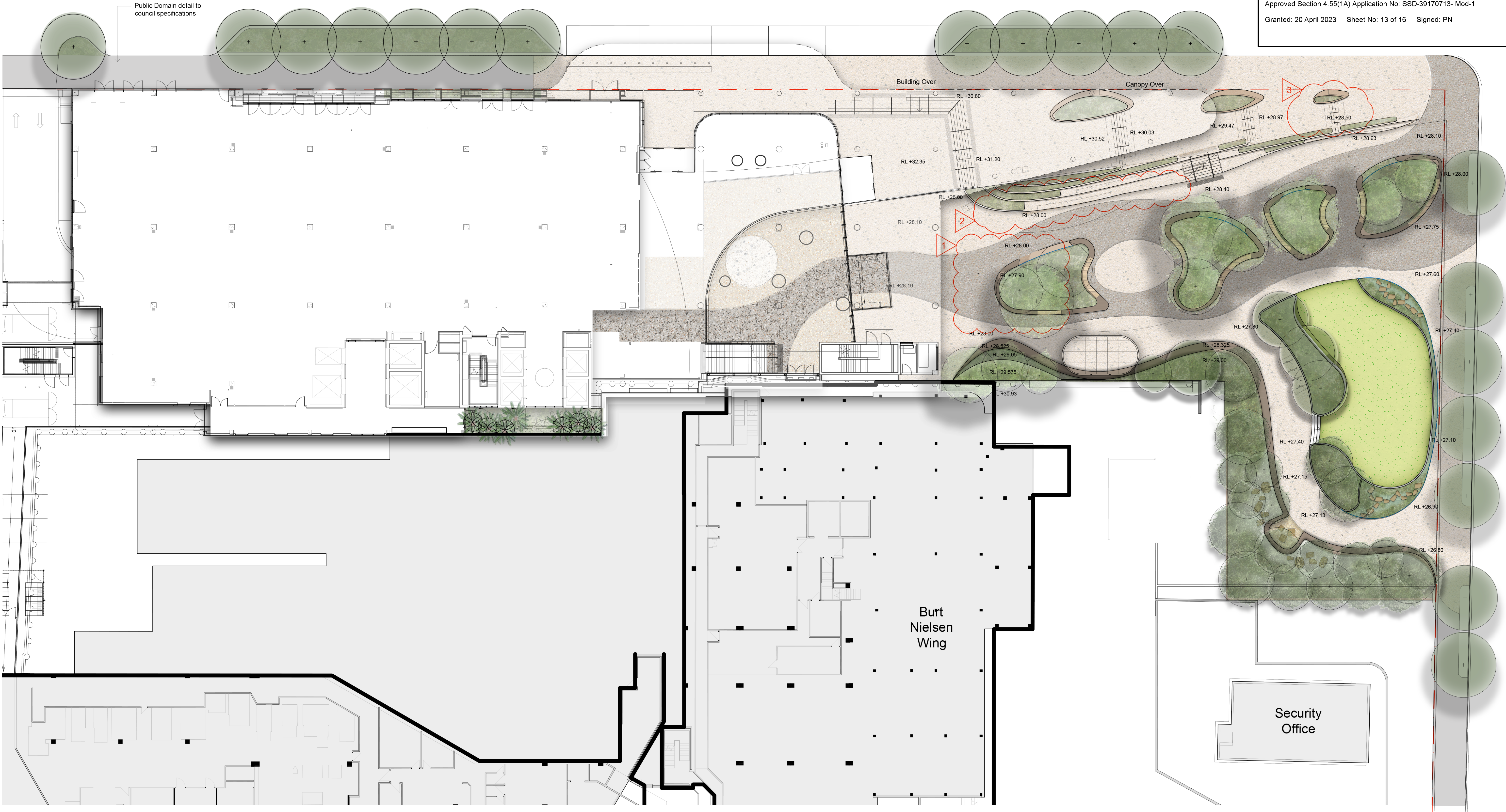
## SCHEMATIC DESIGN

SS21-4660



100 F





© 2021 Site Image (NSW) Pty Ltd. ABN 44 801 262 380 as agent for Site Image NSW Partnership. All rights reserved. This drawing is copyright and shall not be reproduced or copied in any form or by any means (graphic, electronic or mechanical including photocopy) without the written permission of Site Image (NSW) Pty Ltd. Any license, expressed or implied, to use this document for any purpose what so ever is restricted to the terms of the written agreement between Site Image (NSW) Pty Ltd and the instructing party.

The contractor shall check and verify all work on site (including work by others) before commencing the landscape installation. Any discrepancies are to be reported to the Project Manager or Landscape Architect prior to commencing work. Do not scale this drawing. Any required dimensions not shown shall be referred to the Landscape Architect for confirmation.

F	SSD Modification
E	SSD Modification
B	For Coordination
A	Preliminary
Issue	Revision Description


JD	NM	24.03.2023
JD	NM	27.02.2023
RG	NM	14.06.2022
JD	NM	04.04.2022
Drawn	Check	Date

Legend

- Site Boundary
- Proposed Street Tree (Refer Plant Schedule and Detail)
- Proposed Tree (Refer Plant Schedule and Detail)

- Massed Planting
- Turf (Refer Detail)
- Water Feature

- Paving Type 1 (Refer Detail and Specifications)
- Paving Type 2 (Refer Detail and Specifications)



SITE IMAGE  
Landscape Architects  
Level 1, 3-5 Baptist Street  
Redfern NSW 2016  
Australia  
Tel: (61 2) 8332 5600  
Fax: (61 2) 9698 2877  
www.siteimage.com.au

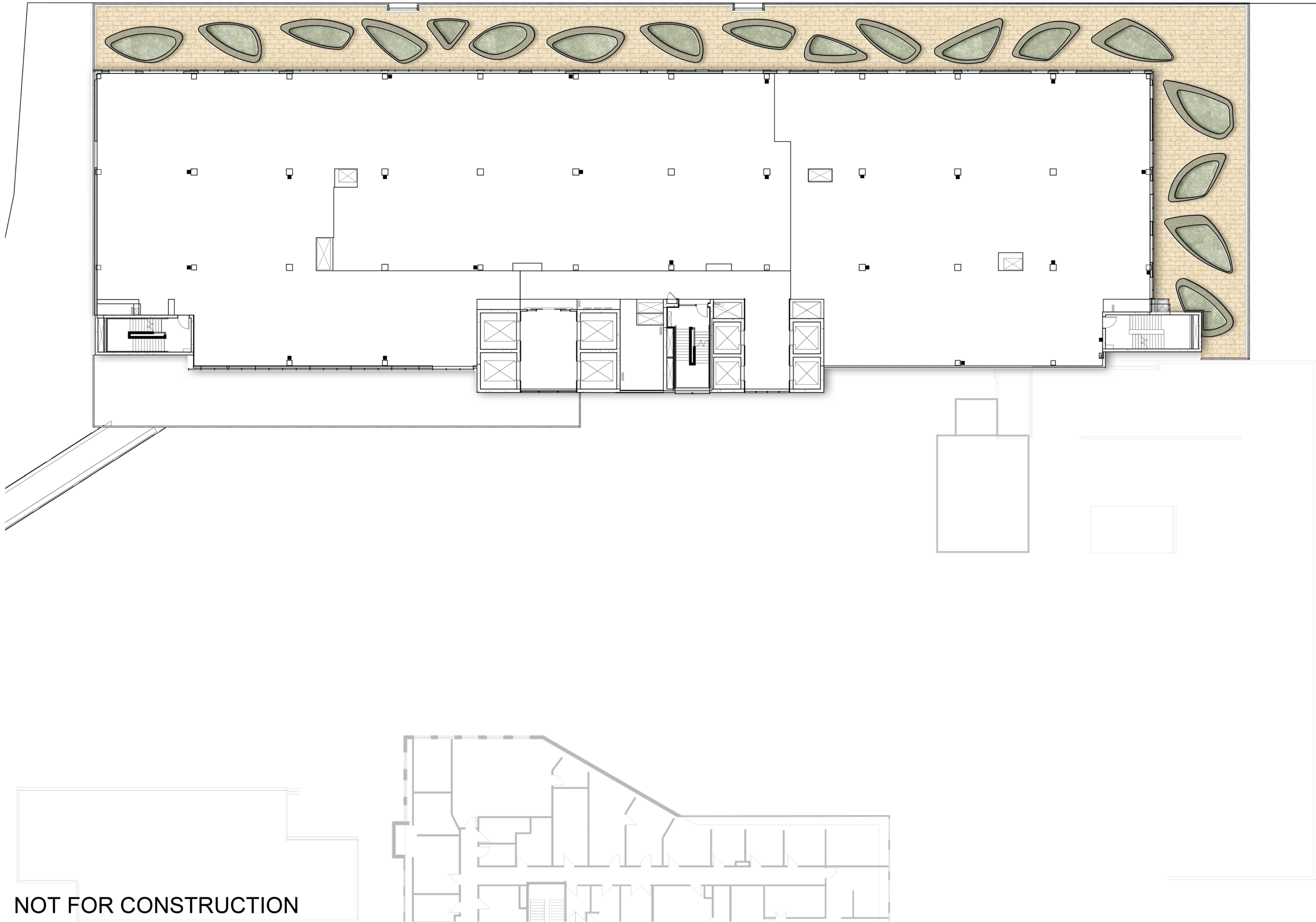
Client  
Health Infrastructure  
Project  
St George Hospital

Drawing Name  
Landscape Plan  
Level 1

SCHEMATIC DESIGN  
Scale 1:200 @ A1  
Job Number  
SS21-4660

0 2 4 6 8 10m  
Drawing Number  
Issue








NOT FOR CONSTRUCTION

© 2021 Site Image (NSW) Pty Ltd ABN 44 801 262 380 as agent for Site Image NSW Partnership. All rights reserved. This drawing is copyright and shall not be reproduced or copied in any form or by any means (graphic, electronic or mechanical including photocopy) without the written permission of Site Image (NSW) Pty Ltd Any license, expressed or implied, to use this document for any purpose what so ever is restricted to the terms of the written agreement between Site Image (NSW) Pty Ltd and the instructing party.

The contractor shall check and verify all work on site (including work by others) before commencing the landscape installation. Any discrepancies are to be reported to the Project Manager or Landscape Architect prior to commencing work. Do not scale this drawing. Any required dimensions not shown shall be referred to the Landscape Architect for confirmation.

- Legend
-  Raised Planter Bed
  -  Softscape
  -  Harstand Surface

B	For Coordination	RG	NM	14.06.2022
A	Preliminary	JD	NM	04.04.2022
Issue	Revision Description	Drawn	Check	Date

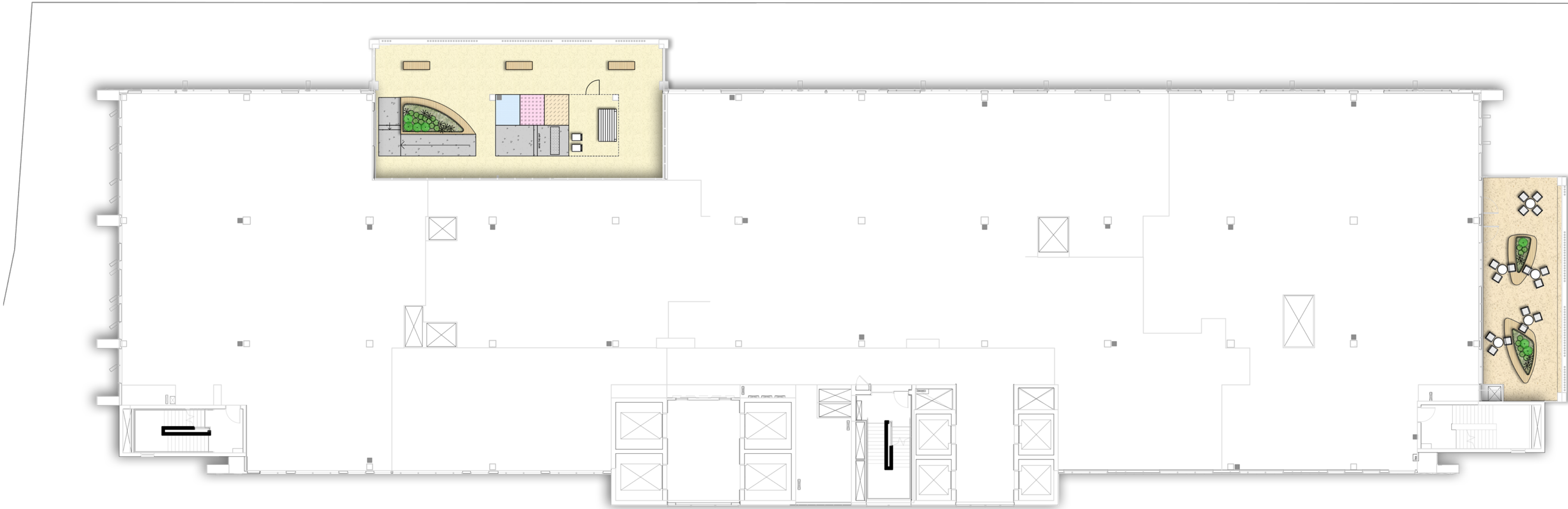
S I T E I M A G E  
Landscape Architects  
Level 1, 3-5 Baptist Street  
Redfern NSW 2016  
Australia  
Tel: (61 2) 8332 5600  
Fax: (61 2) 9698 2877  
www.siteimage.com.au


Client  
Health Infrastructure  
Project  
St George Hospital

Drawing Name  
Landscape Plan  
Level 4

SCHEMATIC DESIGN  
Scale 1:200 @ A1  
Job Number  
SS21-4660  
Drawing Number  
104  
Issue  
B







Department of Planning  
and Environment

*Issued under the Environmental Planning and Assessment Act 1979*

Approved Section 4.55(1A) Application No: SSD-39170713- Mod-1  
Granted: 20 April 2023    Sheet No: 15 of 16    Signed: PN

© 2021 Site Image (NSW) Pty Ltd. ABN 44 801 262 380 as agent for Site Image NSW Partnership. All rights reserved. This drawing is copyright and shall not be reproduced or copied in any form or by any means (graphic, electronic or mechanical including photocopy) without the written permission of Site Image (NSW) Pty Ltd. Any license, expressed or implied, to use this document for any purpose what so ever is restricted to the terms of the written agreement between Site Image (NSW) Pty Ltd and the instructing party.

The contractor shall check and verify all work on site (including work by others) before commencing the landscape installation. Any discrepancies are to be reported to the Project Manager or Landscape Architect prior to commencing work. Do not scale this drawing. Any required dimensions not shown shall be referred to the Landscape Architect for confirmation.

Legend

A	Preliminary	RG	NM	28.06.2022
Issue	Revision Description	Drawn	Check	Date

S I T E   I M A G E



Landscape Architects  
Level 1, 3-5 Baptist Street  
Redfern NSW 2016  
Australia

Tel: (61 2) 8332 5600  
Fax: (61 2) 9698 2877  
www.siteimage.com.au

Client  
**Health Infrastructure**

Project  
**St George Hospital**

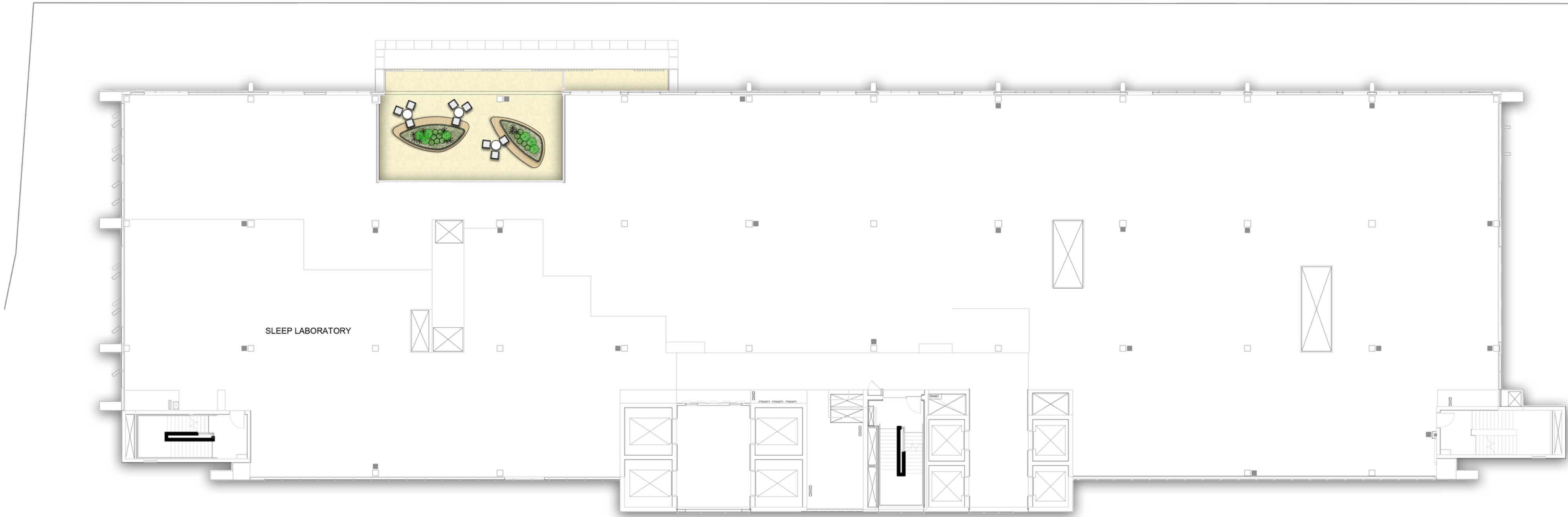
Drawing Name  
**Landscape Plan  
Level 5**


**SCHEMATIC DESIGN**

Scale 1:200 @ A1  
Job Number  
**SS21-4660**

0 1 2 4 6 10m  
Drawing Number Issue  
**105 A**







Department of Planning  
and Environment

*Issued under the Environmental Planning and Assessment Act 1979*

Approved Section 4.55(1A) Application No: SSD-39170713- Mod-1

Granted: 20 April 2023    Sheet No: 16 of 16    Signed: PN

© 2021 Site Image (NSW) Pty Ltd. ABN 44 801 262 380 as agent for Site Image NSW Partnership. All rights reserved. This drawing is copyright and shall not be reproduced or copied in any form or by any means (graphic, electronic or mechanical including photocopy) without the written permission of Site Image (NSW) Pty Ltd. Any license, expressed or implied, to use this document for any purpose what so ever is restricted to the terms of the written agreement between Site Image (NSW) Pty Ltd and the instructing party.

The contractor shall check and verify all work on site (including work by others) before commencing the landscape installation. Any discrepancies are to be reported to the Project Manager or Landscape Architect prior to commencing work. Do not scale this drawing. Any required dimensions not shown shall be referred to the Landscape Architect for confirmation.

Legend

A	Preliminary
Issue	Revision Description

RG	NM	28.06.2022
Drawn	Check	Date

S I T E   I M A G E



Landscape Architects  
Level 1, 3-5 Baptist Street  
Redfern NSW 2016  
Australia

Tel: (61 2) 8332 5600  
Fax: (61 2) 9698 2877  
www.siteimage.com.au

Client  
**Health Infrastructure**

Project  
**St George Hospital**

Drawing Name  
**Landscape Plan  
Level 6**

SCHEMATIC DESIGN

Scale 1:200 @ A1

Job Number    Drawing Number    Issue

SS21-4660

106 A