



First look at the Concept Design of the new Albury Wodonga Regional Hospital

The NSW, Victorian and Australian governments have committed \$558 million to the Albury Wodonga Regional Hospital project, one of the largest regional health projects currently underway in NSW and Victoria.

The concept design for the new Albury Wodonga Regional Hospital project has been released, providing a first look at the state-of-the-art health facilities at the Albury Campus.

When finished the new hospital will:

- consolidate complex care hospital services on the Albury Campus
- improve safety for patients
- reduce the duplication of services
- reduce the need for urgent travel between Wodonga and Albury Campuses
- attract skilled and specialised medical, nursing, allied health and support staff
- create a regional health hub with the investment of health services already on site and the additional Clinical Services Building

- retain existing high value health assets, including the recently completed Emergency Department expansion
- enable further growth in sub-acute, day surgical and ambulatory care at Wodonga Hospital Campus by relocating existing inpatient maternity, birthing, neonatal care and day medical services to Albury Campus
- deliver a mix of new and refurbished facilities.

What is a concept design?

The concept design will show the size and scale of the new hospital, as well as the relationships between the clinical functions, services, buildings and other facilities to be delivered as part of the project.

When complete, the project is expected to include:

	New 7-storey Clinical Services Building		New central sterile supply department adjacent to theatres
	More than 80 new additional beds for medical and surgical inpatients across 3 new inpatient units with 60% single rooms and remainder in double rooms		Expanded ambulatory care, cardiac diagnostics and allied health therapies
	Enhanced Intensive Care Unit		New hospital main entrance and public drop-off zone from Keene Street
	Enhanced Maternity and birthing services, including a special care nursery		Aboriginal Family Lounge and Multi-faith Centre and retail opportunities
	32-bed Mental Health inpatient unit to replace and expand the existing Nolan House current 24-bed service		Additional at-grade and multi-storey car parking
	Surgical and operating theatres including a hybrid theatre plus procedure room		Reburbishment works to existing services
	New Cardiac Catheter Lab		Northeast building

These numbers will be confirmed in the next phase of design.

Albury and Wodonga Campuses

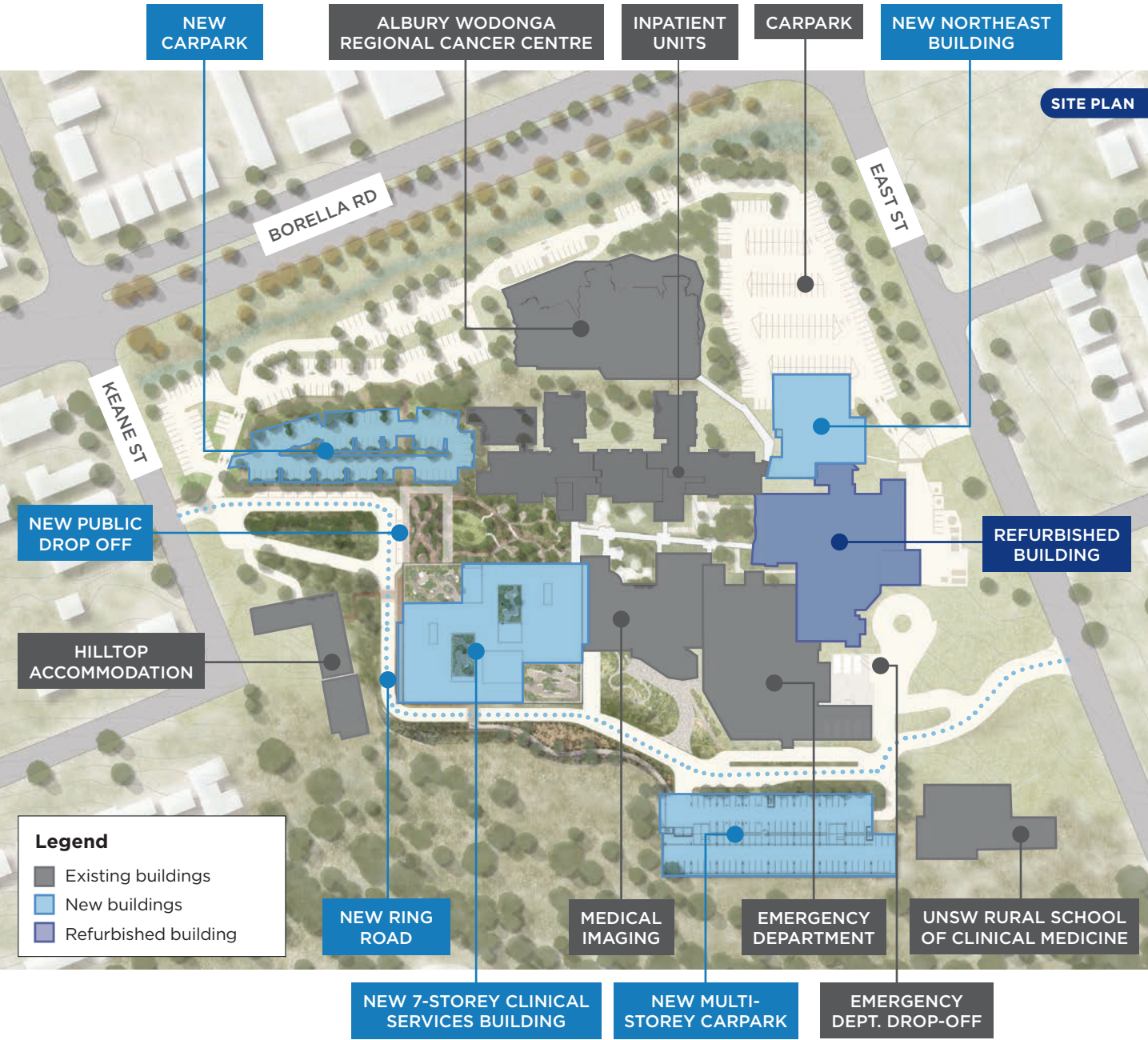
The new Albury Wodonga Regional Hospital will provide enhanced and expanded health care services in contemporary facilities to support Albury, Wodonga and Border communities now and into the future.

The Albury Wodonga Regional Hospital project will support the region's growing population, provide contemporary models of care and better connectivity across the Albury Hospital Campus.

The transformation of the Albury Campus will consolidate complex care on one site, improving safety for patients, reducing the duplication of services and the need for urgent travel between the Wodonga and Albury Campuses. This paves the way for the Wodonga Campus to transform into a non-emergency care hub for the community.

When the Albury Wodonga Regional Hospital project is complete, the Wodonga Hospital Campus will offer a range of non-emergency services to the region, including day procedures, dialysis, subacute care such as rehabilitation, treatment for patients with chronic medical conditions, outpatient appointments and consultations, and allied health including physiotherapy and social work.

Delivering the new hospital on the existing Albury Campus will build on existing infrastructure investments and partner services including the Albury Wodonga Regional Cancer Centre, UNSW Rural School of Clinical Medicine, Hilltop Accommodation, the negative Pressure Room expansion, and new Emergency Department. These facilities, with the proposed enhancements, will allow Albury Wodonga Health to fulfill its role as a regional health hub.



The Clinical Services Building

The new 7-storey Clinical Services Building will significantly boost healthcare facilities in the region for the growing Border communities. The additional capacity in the inpatient units will support the health service's capacity to serve diverse patient needs.

The consolidation of maternity, birthing, newborn services and paediatrics on one site will improve patient outcomes and experiences for families, reducing the need for travel between hospital campuses. Through consultation, clinical services have been prioritised to meet the immediate and growing needs of the community and ensure works can commence sooner.

The Clinical Services Building is designed to enable future expansion, including space for a new paediatrics inpatient unit; operating theatre expansion; additional consulting rooms and education and library spaces. These spaces will be fitted out in stages within the available budget. Patients requiring more urgent complex care will continue to be safely and effectively transferred using the nearby Albury Airport.

The Northeast building

To facilitate the construction of the Clinical Services Building, a new facility will be built adjacent to East Street, called the Northeast Building.

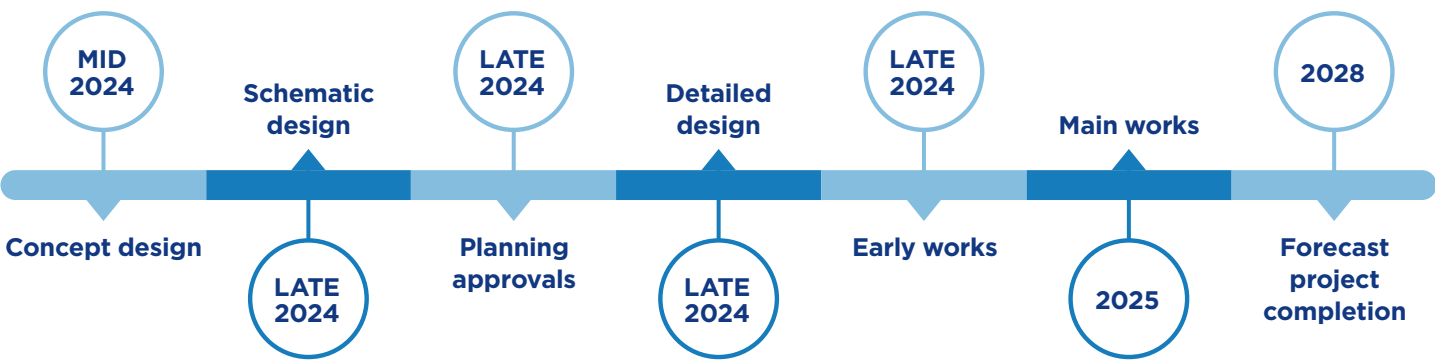
It will be built as part of early works to support the relocation of services, also providing opportunities for future service expansion. Works are expected to start on the Northeast Building in early 2025 and timeframes will be confirmed as the project progresses.

Multi-storey carpark

A new multi-storey carpark will increase parking capacity on site. The final number of parking spaces will be determined during the design phase to meet the projected needs of the hospital community.



Project timeline



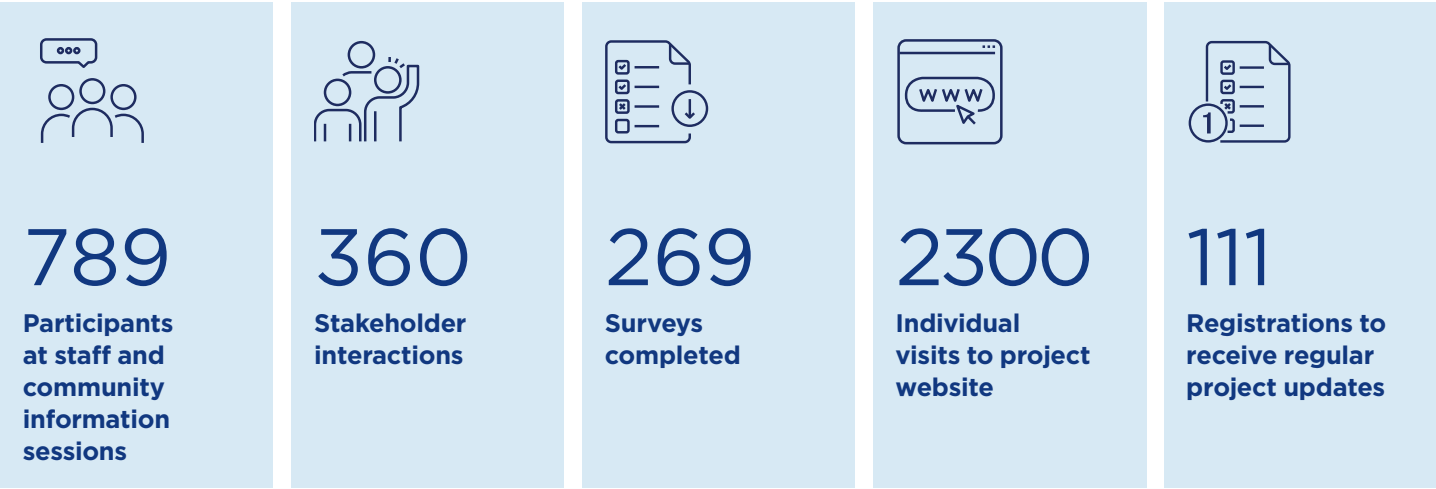
What's in the Clinical Services Building?

ROOF																				
L7	<div>PLANT</div> <div>PLANT</div> <div>PLANT</div>																			
L6	<div>MENTAL HEALTH</div> <div>MENTAL HEALTH</div> <div>MENTAL HEALTH</div>																			
L5	<div>INPATIENT UNIT 1</div> <div>INPATIENT UNIT 1</div> <div>INPATIENT UNIT 2</div> <div>INPATIENT UNIT 2</div>																			
L4	<div>INPATIENT UNIT 3</div> <div></div> <div></div> <div>MATERNITY</div>																			
L3	<div>PAEDIATRICS</div> <div>COURTYARD</div> <div>SPECIAL CARE NURSERY</div> <div>COURTYARD</div> <div>BIRTHING</div>																			
L2	<div>CENTRAL STERILE SUPPLY DEPARTMENT</div> <div>PLANT</div> <div>ADMIN</div> <div>PLANT</div> <div>ICU</div> <div>COURTYARD</div>																			
L1	<div>DAY SURGURY</div> <div>CATH LAB</div> <div>EDUCATION TRAINING & RESEARCH</div> <div>OPERATING SUITES</div>																			
L0	<div>MAIN ENTRY</div> <div>FRONT OF HOUSE</div> <div>AMB. CARE</div> <div>FOYER</div> <div>AMBULATORY CARE</div> <div>MENTAL HEALTH SECURE ENTRY</div> <div>PLANT</div> <div>MEDICAL IMAGING</div> <div>EXISTIING MED IMAGING</div> <div>EXISTIING ED</div> <div>VACATED ED EXP.</div> <div>MHDA</div> <div>PHARM.</div> <div>STAFF AMENITY</div> <div>PATHOLOGY</div> <div>TRANSIT</div> <div>EX. PLANT</div>																			
B01	<div>EX. BACK OF HOUSE</div>																			

New Clinical Services Building

Existing Building

Consultation snapshot to date



How your feedback shaped the design

In October 2023, the project team invited staff, community and stakeholder feedback on the planning and design of the new Albury Wodonga Regional Hospital. We spoke with more than 780 people, over four weeks.

The feedback received from the community has helped us reach Concept Design stage. The design for the new facility has been shaped by feedback from key stakeholders including staff and clinicians from Albury Wodonga Health, NSW and Victoria government agencies, the local Aboriginal community, a dedicated Project Community Advisory Group and the Border communities.

The design responds to feedback highlighting the need for a hospital that meets the needs of a growing population, provides contemporary models of care, improves access around the Albury Campus and provides connection to the outdoors for the wellbeing of patients, staff and visitors.



Feedback	Project response	Number aligned
Planning and design		
	Main entrance relocated to the front of new Clinical Services Building facing the road.	1
Building connectivity across the campus, including all-weather access.	Covered access from drop off areas to the front door.	2
	Ring road around the hospital site.	3
	Elevated courtyards provide access to natural light, greenspaces and connection to nature.	4
Traffic and transport		
More parking provided for patients, visitors and staff, as well as priority parking for patients with mobility issues.	The design includes a new multi-storey carpark, drop off zones and priority parking.	5
Accessibility and wayfinding		
Improve accessibility around the campus.	Use of Keane Street entrance for short term parking and front door access.	5
	New link road provides access from Keane Street entry to East Street.	3
Include a lift in the multi-storey carpark	A lift will be included in the design.	
Improve wayfinding signage and walkways	Opportunities for clear signage leading to the hospital and throughout.	6
A welcoming statement or entry sign at the front of the hospital.	Opportunity for site-wide wayfinding and signage.	6
Dedicated family rooms attached to the Intensive Care Unit (ICU) and spaces provided elsewhere within the new hospital to allow families to visit patients comfortably and privately.	Exterior courtyards, access to varied levels of public and private space. Family rooms provided.	4
We would like to see separate areas for drug and alcohol affected patients entering the hospital environment.	This has been included in the design.	

We want to hear from you

As we progress with the design for the new hospital, we now want to know how to improve the hospital experience for visitors and patients outside and inside the facility.

We encourage you to view the latest designs on the project website, then complete the online survey or attend a community information session either online or in person.



Information sessions (in-person/no booking required)

Thursday 29 August | 9am to 12pm

27 Campbell St, Beechworth

Thursday 29 August | 2:30pm to 5:30pm

Albury West End Plaza, 487 Kiewa St, Albury

Friday 30 August | 9am to 12pm

Outside Corowa Woolworths, 68 Sanger St, Corowa

Friday 30 August | 2:30pm to 5:30pm

Wodonga White Box Shops, 1 Victoria Cross Parade, Wodonga

Saturday 31 August | 8am to 12pm

Albury Wodonga Markets, 40 Lincoln Causeway, Wodonga

Thursday 5 September | 4pm to 7pm

Holbrook Returned Services Club, 38 Swift St, Holbrook

Friday 6 September | 9am to 12pm

Tallangatta IGA (outside), 25 Towong St, Tallangatta

Online sessions (registration required)

Wednesday 28 August | 6pm to 7pm

Online

Thursday 29 August | 12:30pm to 1:30pm

Online



Scan the QR code for more information,
to provide feedback or register for an online session.

Join the mailing list, provide feedback or contact the project team at:

E: HI-Albury@health.nsw.gov.au | T: (02) 9978 5444 | W: hinfra.health.nsw.gov.au/awrh