



SH-OO-PWN-AC-RP-00-01-0003-A

TO: Ilse Luybaert **DATE:** 13 March 2025
COMPANY: BESIX Watpac
EMAIL: Aconex Issue
FROM: Matthew Furlong
SUBJECT: **New Shellharbour Hospital (NSH) – Review of Measured Noise, Dust and Vibration Levels – February 2025**

CONFIDENTIALITY

This document is confidential and may contain legally privileged information. If you are not a named or authorised recipient you must not read, copy, distribute or act in reliance on it. If you have received this document in error, please telephone our operator immediately and return the document by mail.

Pulse White Noise Acoustics Pty Ltd (PWNA) has being requested to undertake a detailed review of the measured noise, vibration and dust levels onsite at the New Shellharbour Hospital (NSH) project site located at 82 Dunmore Road, Dunmore NSW.

This review has been undertaken in accordance with the requirements as listed in the Construction Environmental Management Plans (CEMP and CNVMSP) prepared for the site in accordance with several conditions of consent for Major Planning Approval (SSDA) 57064458, dated 12th August 2024.

Specifically, the information contained in this review is relevant to **February 2025**.

Based on the information contained in the reviews provided in Appendix A and B, PWNA can confirm that BESIX Watpac are undertaking all onsite works in accordance with the management plans. Noting in some cases, exceedances have occurred across all three (3) data sets (i.e. noise, vibration and dust), however all exceedances have been reviewed by PWNA and deemed acceptable as all exceedances are/were managed in accordance with the CEMP (and sub-plans).

In the event you require any further information or clarification regarding this document, please contact the undersigned.

Kind Regards,

Matthew Furlong
Principal Acoustic Engineer & Project Lead
PULSE WHITE NOISE ACOUSTICS PTY LTD
AAS Member and AAAC Member Firm

Appendix A – February 2025 – Noise, Vibration and Dust Monitoring Results

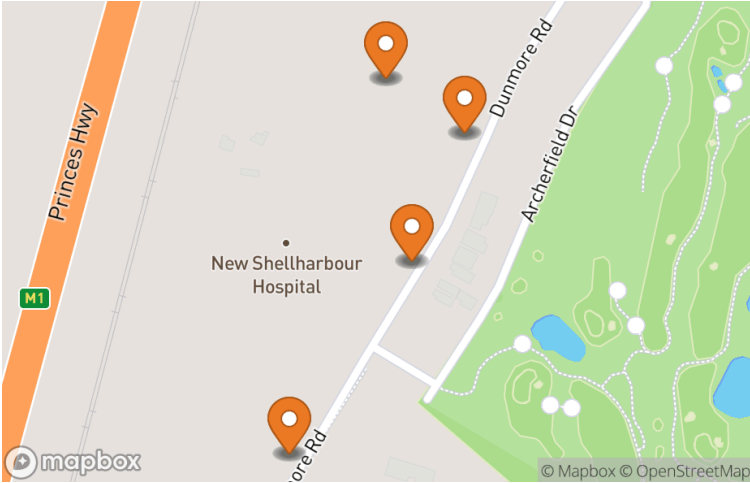
New Shellharbour Hospital

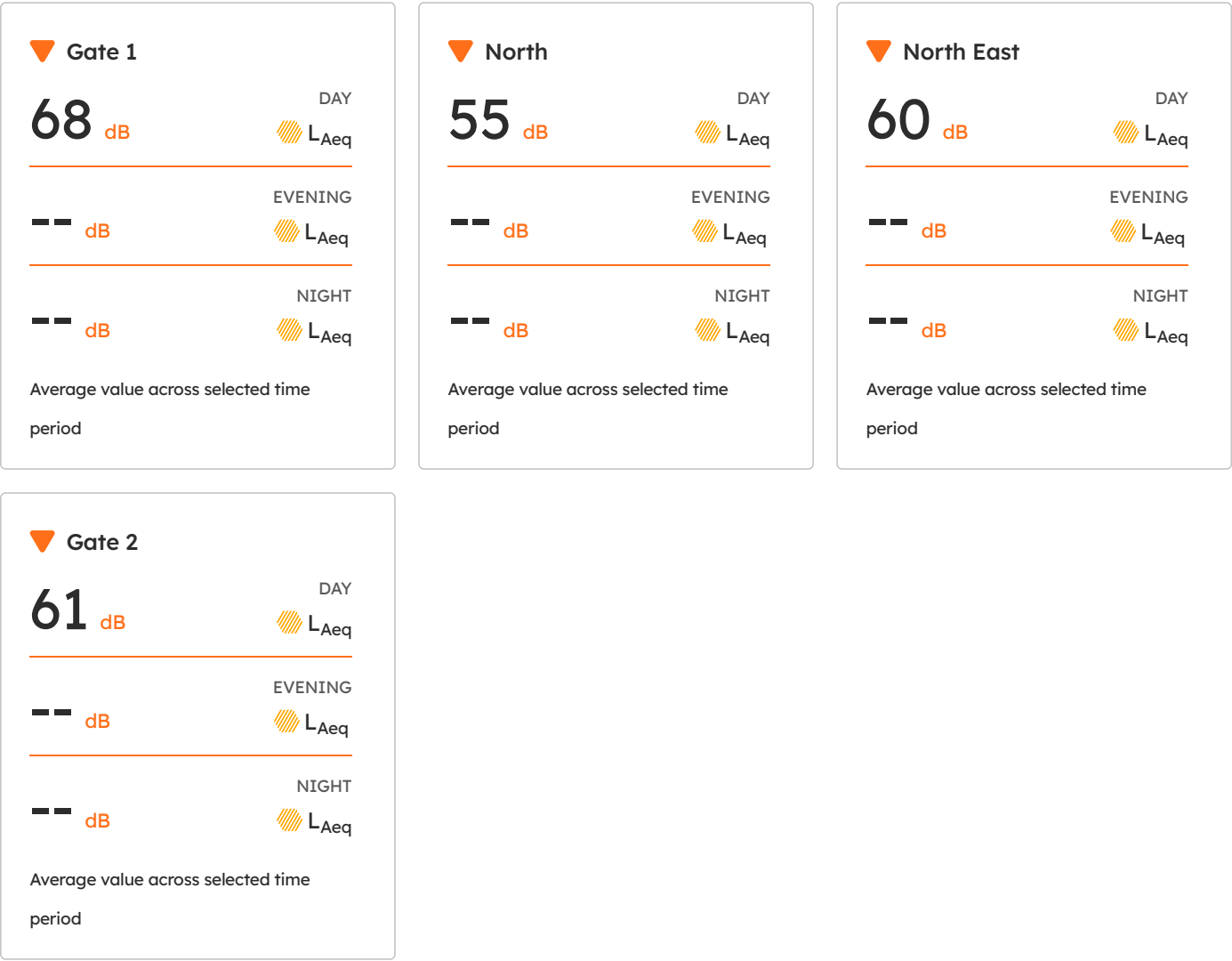
February 2025 - noise

Monitoring Devices

Date Range 01 Feb 2025 - 28 Feb 2025

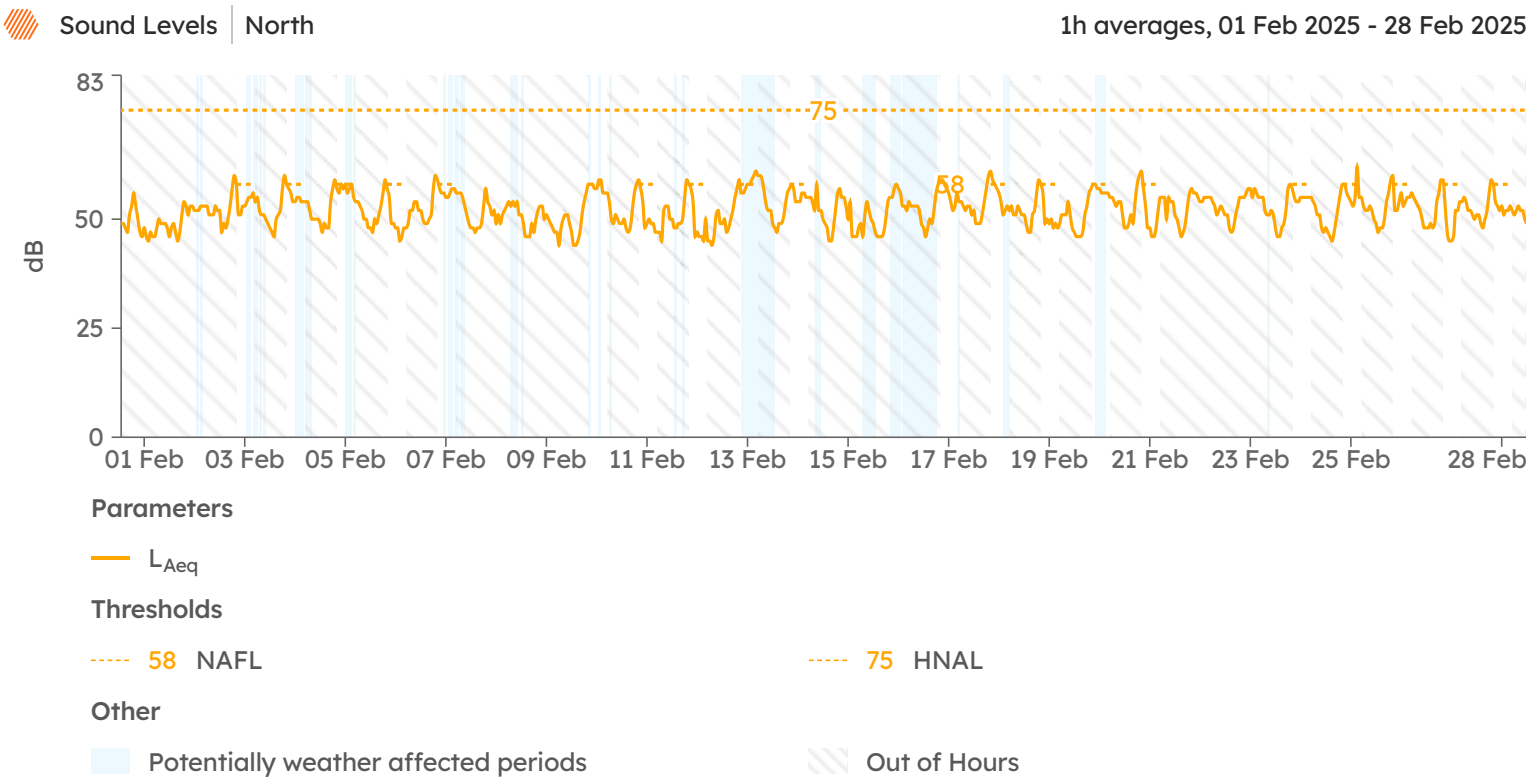
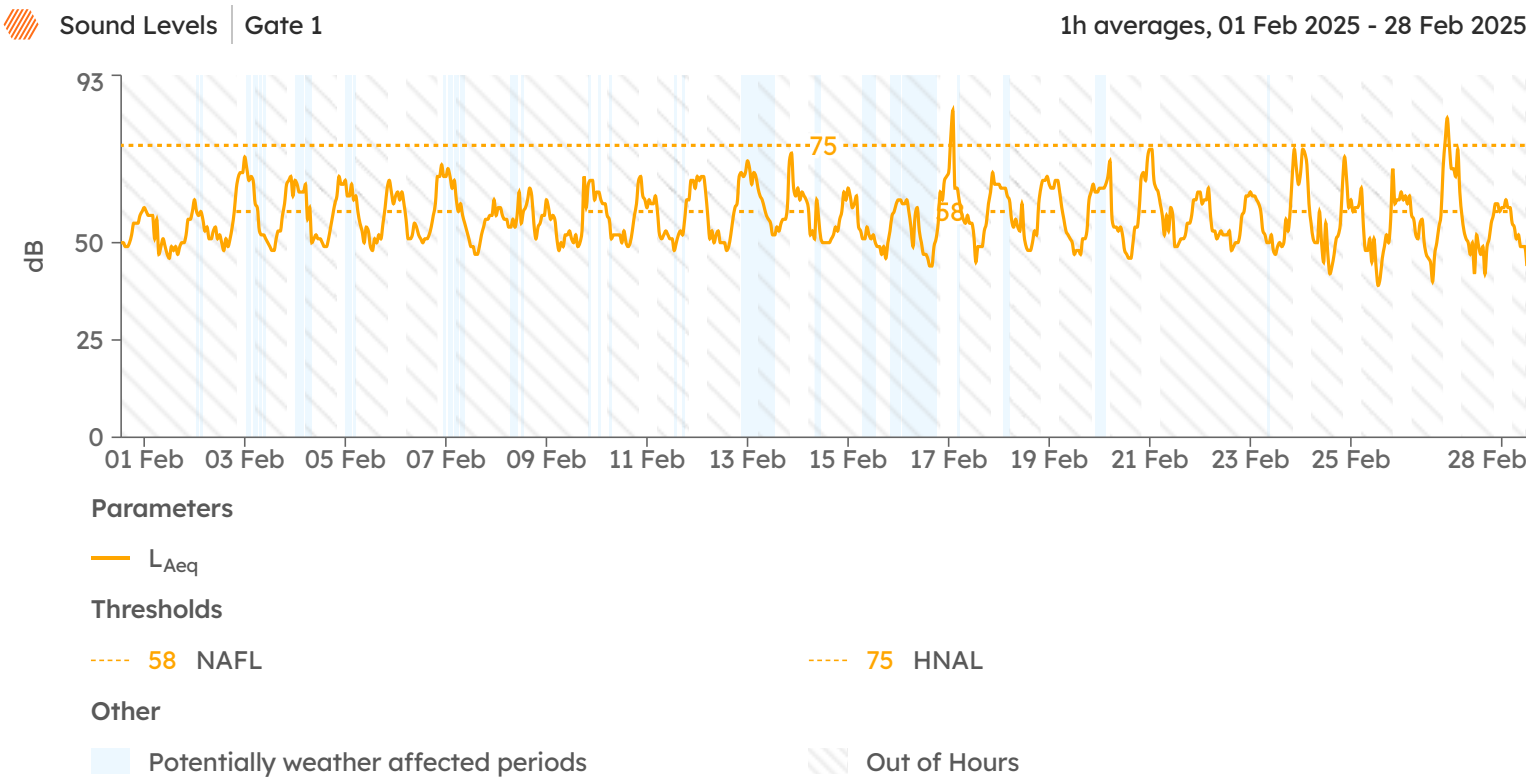
Device Serial	Monitoring Points
HEX-000426	-
HEX-000673	-
HEX-000074	Gate 1
HEX-000442	-
HEX-000732	Gate 2
HEX-000547	North East
HEX-000343	North
HEX-000176	Gate 1

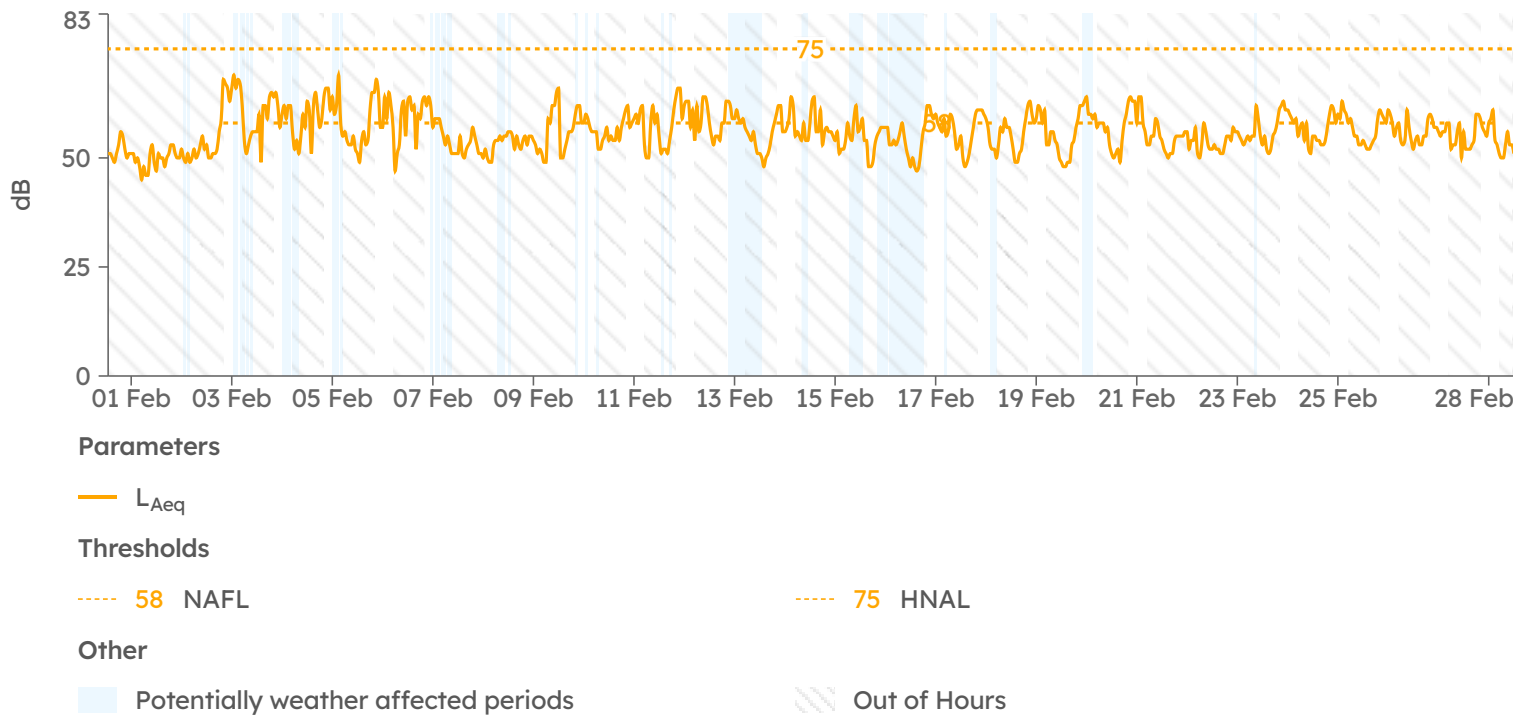
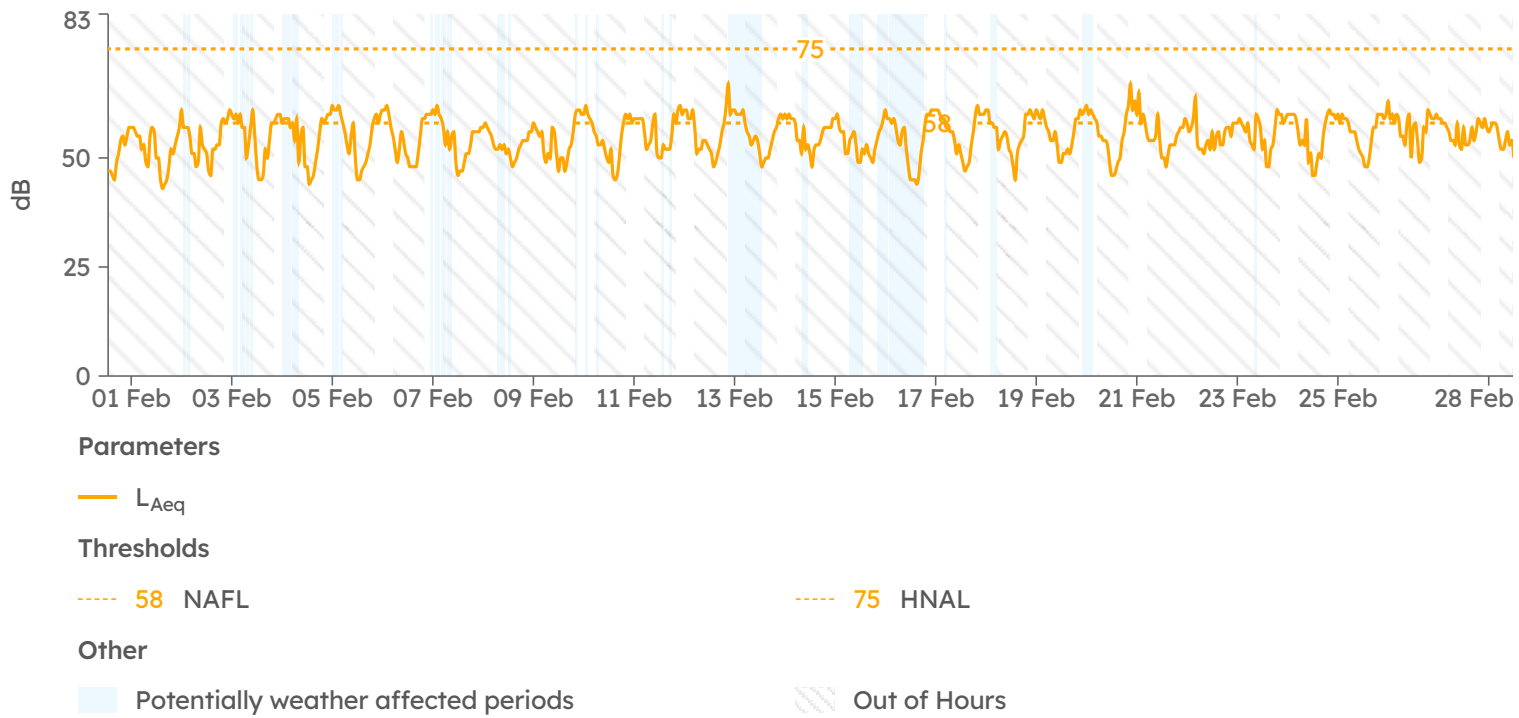






Average value across selected time period. Time of Day Periods: Day (7am to 6pm) Evening (6pm to 10pm) Night (10pm to 7am).



Noise Monitoring Graphs







Noise Explained Events

Time	Rule	Values	Monitoring	Category	Event Notes
Thu, 13 Feb 2025					
11:45 AM	HNAL 75.00 dB  LAeq	75	Gate 1	NR Plant too close to monitor	Installation of site sheds were being undertaken within close proximity of the noise monitor. As such these events do not represent noise levels at surrounding noise sensitive receiver locations.
Fri, 14 Feb 2025					
08:15 AM	HNAL 75.00 dB  LAeq	78.6	Gate 1	NR Worker next to monitor	Measured noise levels have exceeded the site NML's. Review of exceedances indicate works were being undertaken with close proximity to the noise monitoring location. As such when the works are analysed and corrected using additional distances the works would be deemed less than 75dBA (HNAL limit) at the neighbouring residential receivers. As such these works are deemed acceptable.

Time	Rule	Values	Monitoring	Category	Event Notes
Mon, 17 Feb 2025					
01:00 PM - 01:45 PM	HNAL 75.00 dB  L _{Aeq}	83.1, 86.5, 82.3, 84.9	Gate 1	NR Plant too close to monitor	Measured noise levels have exceeded the HNAL of 75dBA. These continuous events have been reviewed using camera and audio recordings from the monitoring system and log of daily works. From this review it is determined that measured noise levels have exceeded due to noisy works being undertaken within close proximity (meters) of the monitoring system. As such these do not represent overall noise levels at the neighbouring residential receivers. As such when the works are analysed and corrected using additional distances the works would be deemed less than 75dBA (HNAL limit) at the neighbouring residential receivers. As such these works are deemed acceptable.
Fri, 21 Feb 2025					
11:45 AM - 12:15 PM	HNAL 75.00 dB  L _{Aeq}	76.7, 76.3	Gate 1	NR Noise not associated with NSH project	Measured noise levels have exceeded the site NML's. Review of exceedances indicate these exceedances have occurred as a result of Sydney Water undertaken works along Dunmore Road (not associated with the NSH project).

Time	Rule	Values	Monitoring	Category	Event Notes
Mon, 24 Feb 2025					
08:15 AM - 02:00 PM	HNAL 75.00 dB  L _{Aeq}	76.6, 77.6, 75.3, 75	Gate 1		Measured noise levels have exceeded the HNAL of 75dBA. These continuous events have been reviewed using camera and audio recordings from the monitoring system and log of daily works. From this review it is determined that measured noise levels have exceeded due to noisy works being undertaken within close proximity (meters) of the monitoring system. As such these do not represent overall noise levels at the neighbouring residential receivers. As such when the works are analysed and corrected using additional distances the works would be deemed less than 75dBA (HNAL limit) at the neighbouring residential receivers. As such these works are deemed acceptable.

Time	Rule	Values	Monitoring	Category	Event Notes
Thu, 27 Feb 2025					
08:45 AM - 03:00 PM	HNAL 75.00 dB  L _{Aeq}	76.5, 77.8, 82.6, 83.2, 83.1, 76.6, 78, 76.7	Gate 1	NR Plant too close to monitor	Measured noise levels have exceeded the HNAL of 75dBA. These continious events have been reviewed using camera and audio recordings from the monitoring system and log of daily works. From this review it is determined that measured noise levels have exceeded due to noisy works being undertaken within close proximity (meters) of the monitoring system. As such these do not represent overall noise levels at the neighbouring residential receivers. As such when the works are analysed and corrected using additional distances the works would be deemed less than 75dBA (HNAL limit) at the neighbouring residential receivers. As such these works are deemed accpetable.

Daily Notes

No notes for this period

Device Details

Device Serial	Monitoring Points	Model	Calibration Date	Calibration Due
HEX-000426	-	SiteHive Hexanode	30 Jan 2025	30 Jan 2027
HEX-000673	-	SiteHive Hexanode	28 Feb 2025	28 Feb 2027
HEX-000074	Gate 1	SiteHive Hexanode	03 Oct 2024	03 Oct 2026
HEX-000442	-	SiteHive Hexanode	10 Dec 2024	10 Dec 2026
HEX-000732	Gate 2	SiteHive Hexanode	13 Nov 2024	13 Nov 2026
HEX-000547	North East	SiteHive Hexanode	27 Sep 2024	27 Sep 2026
HEX-000343	North	SiteHive Hexanode	24 Oct 2024	24 Oct 2026
HEX-000176	Gate 1	SiteHive Hexanode	10 Dec 2024	10 Dec 2026

New Shellharbour Hospital


Attended Summary Report

Attended Monitoring Summary

Date Range 01 Feb 2025 - 28 Feb 2025

Monitoring Locations

Location Name	Lat	Long
---------------	-----	------



Attended Monitoring Results Summary Table

No measurements for this period

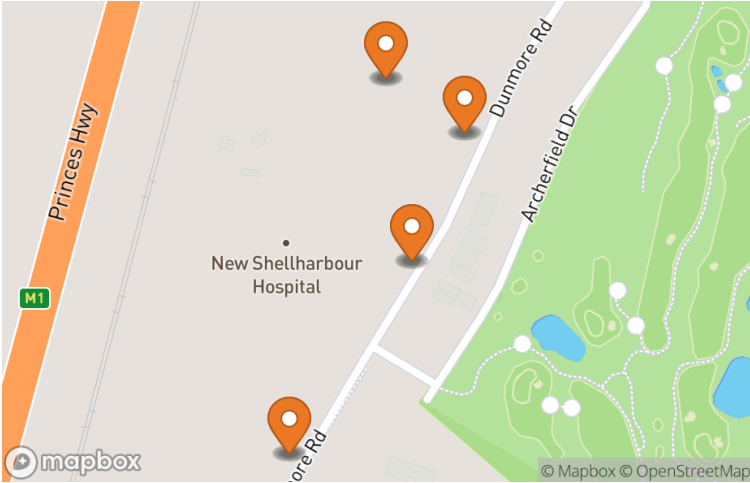
New Shellharbour Hospital

February 2025 - Dust

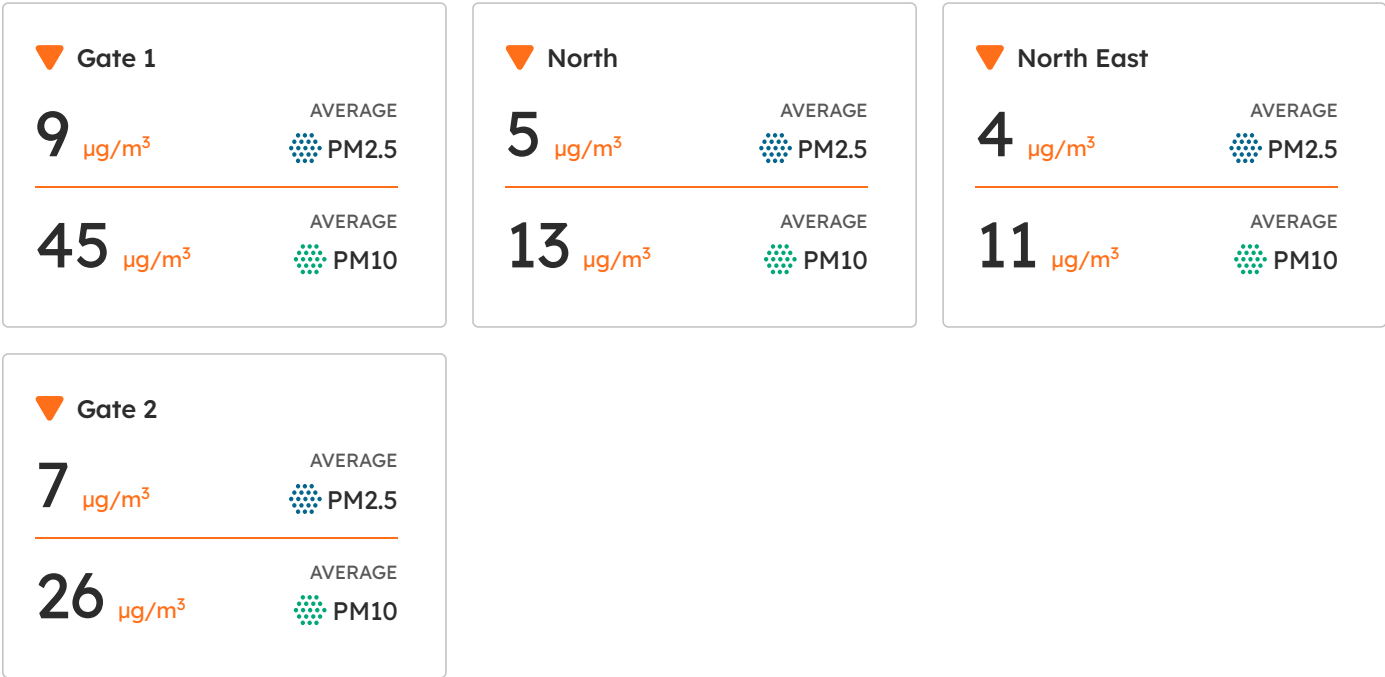
Monitoring Devices

Date Range 01 Feb 2025 - 28 Feb 2025

Device Serial	Monitoring Points
HEX-000426	-
HEX-000673	-
HEX-000074	Gate 1
HEX-000442	-
HEX-000732	Gate 2
HEX-000547	North East
HEX-000343	North
HEX-000176	Gate 1



Dust Monitoring Statistics

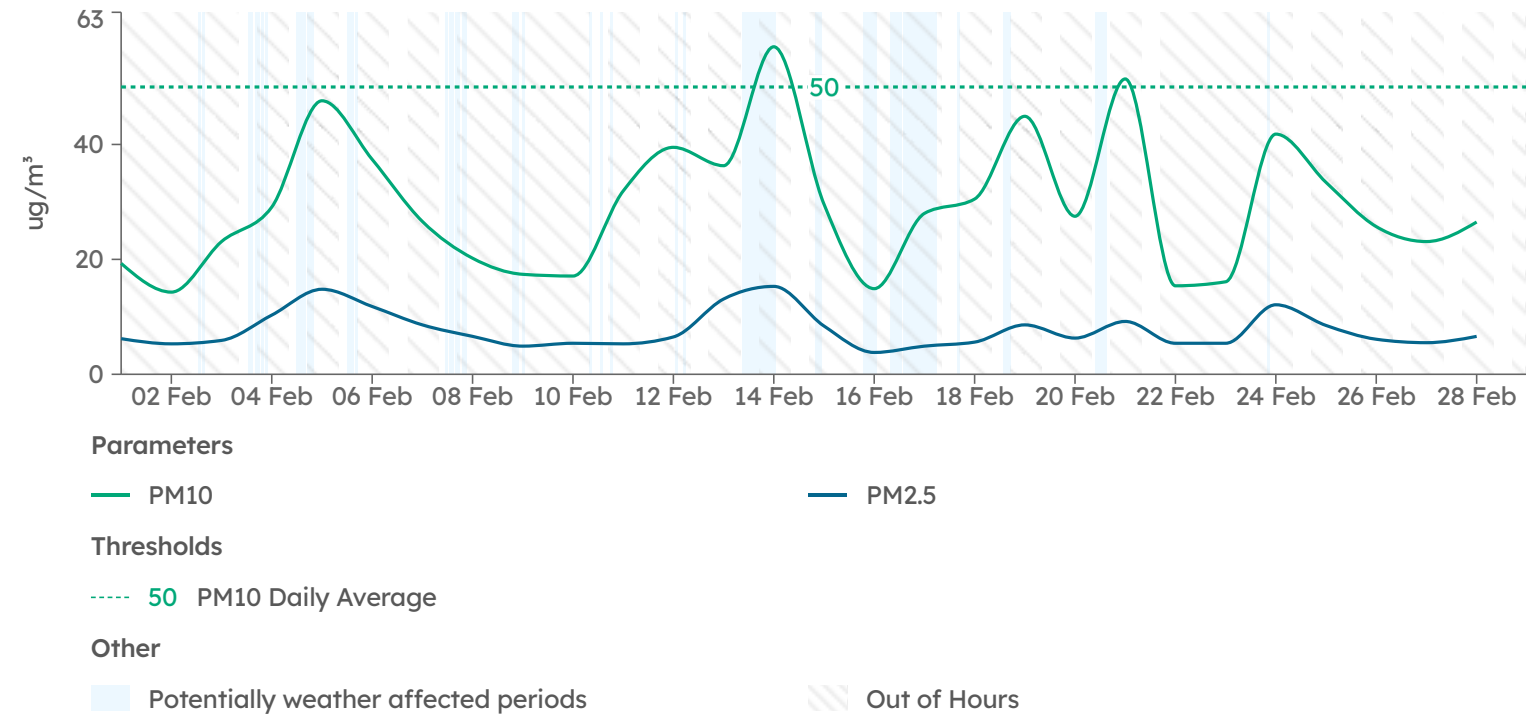


These averages are statistical means calculated from all samples across the chosen period.

µg/m ³	▼ Gate 1		▼ North		▼ North East		▼ Gate 2	
Daily Averages	PM2.5	PM10	PM2.5	PM10	PM2.5	PM10	PM2.5	PM10
01 Feb 2025	--	--	--	--	--	--	--	--
02 Feb 2025	--	--	--	--	--	--	--	--
03 Feb 2025	6	31	2	2	1	2	4	17
04 Feb 2025	8	24	2	2	2	6	7	19
05 Feb 2025	16	58	5	6	2	4	15	42
06 Feb 2025	12	53	2	2	1	1	10	29
07 Feb 2025	8	33	3	4	2	6	6	16
08 Feb 2025	--	--	--	--	--	--	--	--
09 Feb 2025	--	--	--	--	--	--	--	--
10 Feb 2025	4	13	4	5	0	1	4	13
11 Feb 2025	6	48	2	2	0	0	3	14
12 Feb 2025	8	67	2	2	0	1	3	18
13 Feb 2025	11	34	10	18	9	17	12	27
14 Feb 2025	12	64	9	19	8	17	11	37
15 Feb 2025	--	--	--	--	--	--	--	--
16 Feb 2025	--	--	--	--	--	--	--	--
17 Feb 2025	6	39	4	15	3	13	4	19
18 Feb 2025	6	46	4	14	3	13	4	18
19 Feb 2025	9	60	8	26	6	24	8	34
20 Feb 2025	6	34	6	17	5	16	7	36
21 Feb 2025	12	85	6	18	5	17	6	26
22 Feb 2025	--	--	--	--	--	--	--	--
23 Feb 2025	--	--	--	--	--	--	--	--
24 Feb 2025	14	59	13	28	10	23	14	41
25 Feb 2025	9	47	8	25	6	21	8	39
26 Feb 2025	6	36	5	13	5	13	6	20
27 Feb 2025	6	33	6	15	4	13	6	23
28 Feb 2025	7	35	7	25	5	19	7	30
	--	--	--	--	--	--	--	--

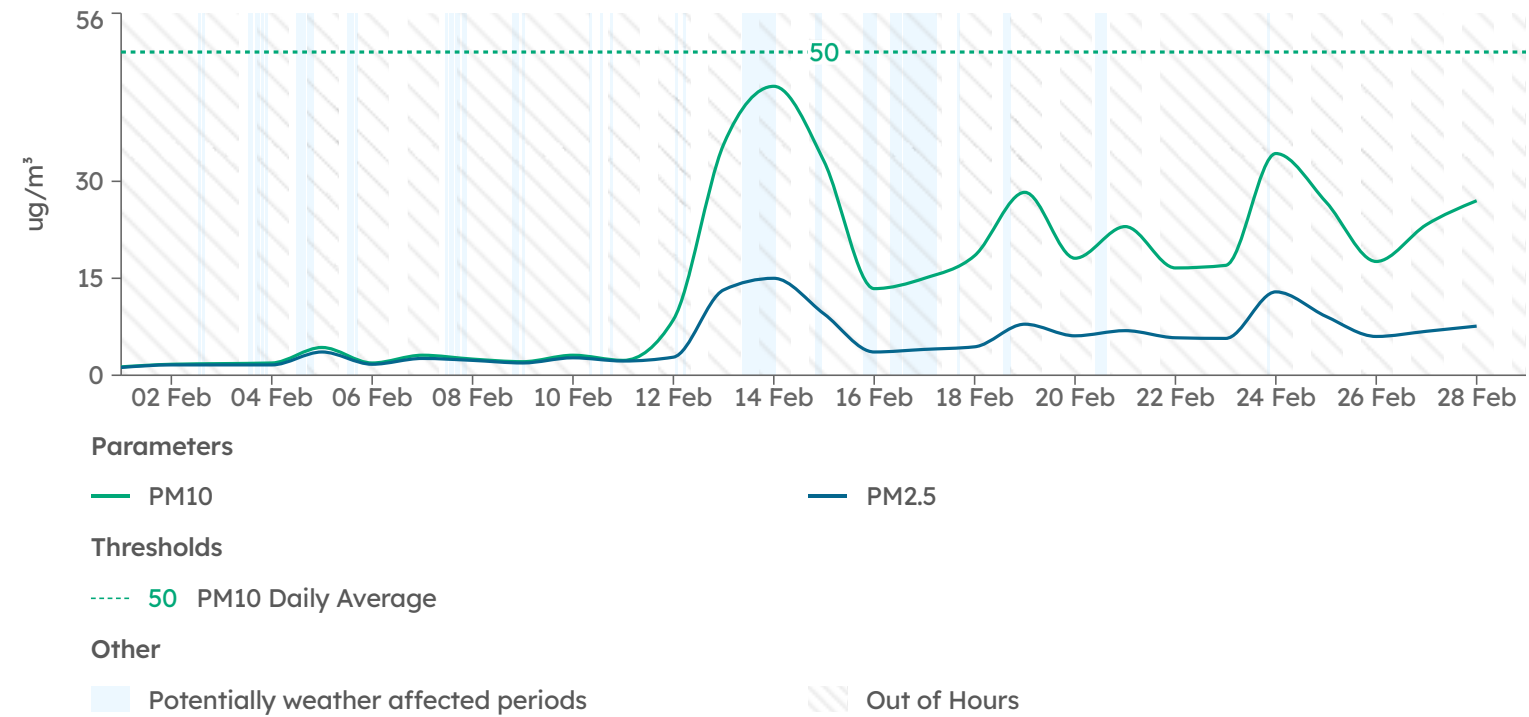
Particulate Matter Mass Concentrations | Gate 1

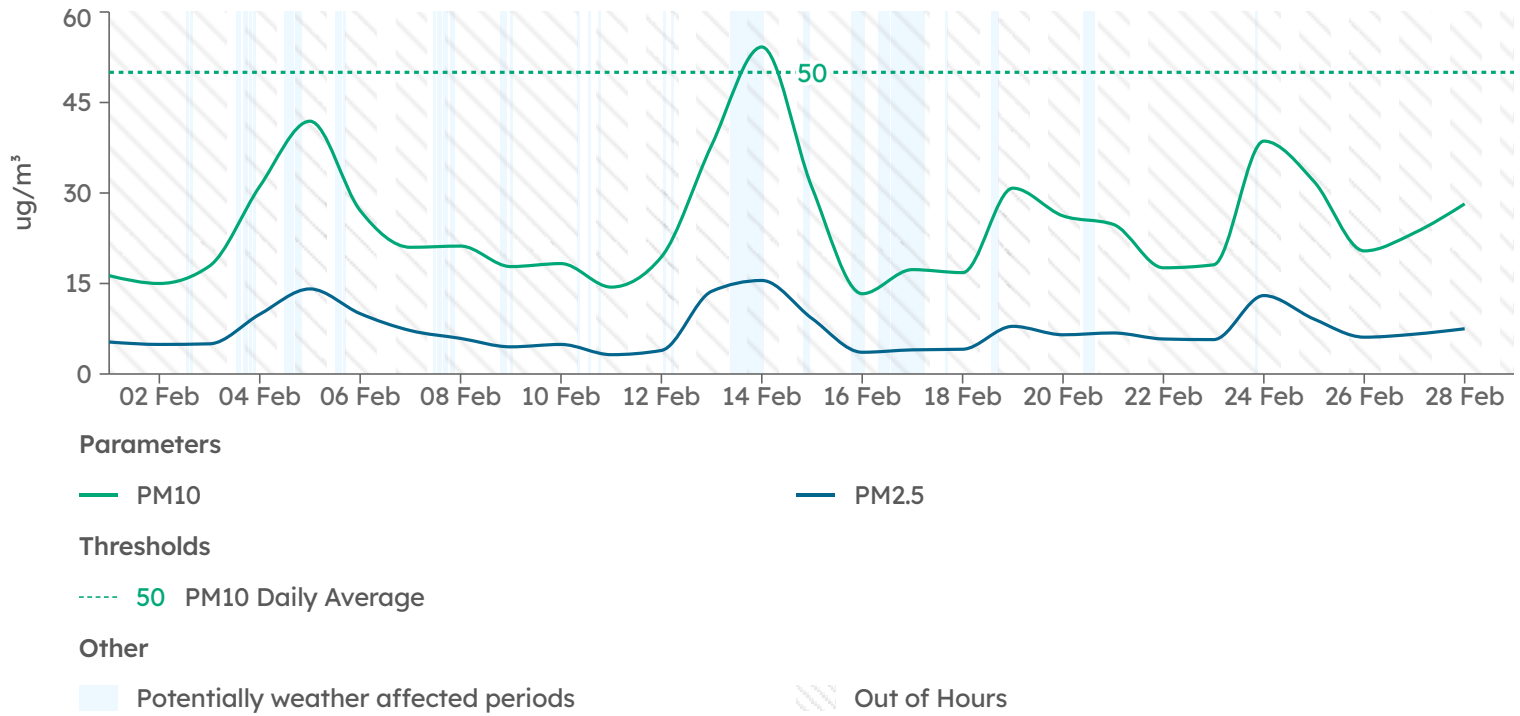
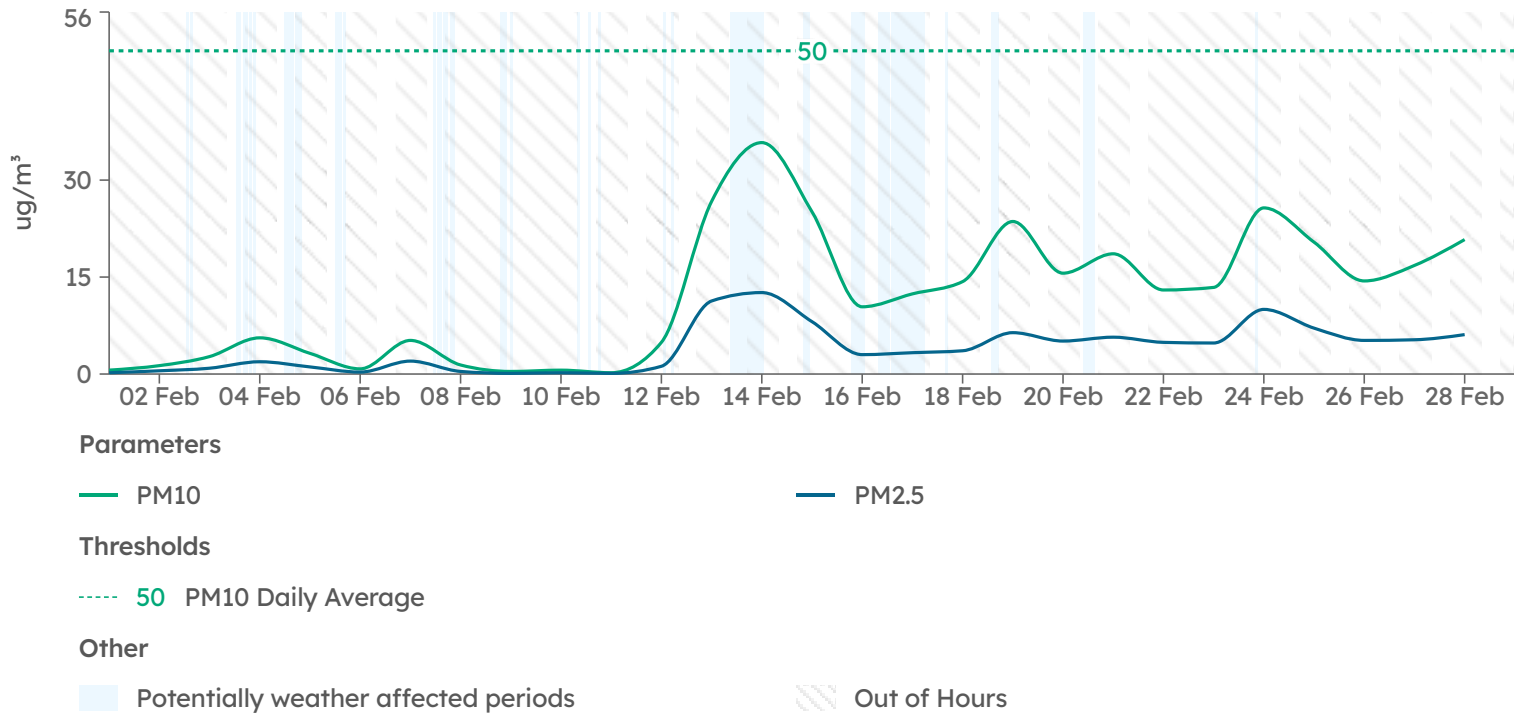
1d averages, 01 Feb 2025 - 28 Feb 2025



Particulate Matter Mass Concentrations | North

1d averages, 01 Feb 2025 - 28 Feb 2025





Dust Explained Events

Time	Rule	Values	Monitoring	Category	Event Notes
Fri, 14 Feb 2025					
09:00 PM - 10:00 PM	PM10 Daily Average 50.00 µg/m³ PM10	57	Gate 1	NR Out of hours	Localised weather. Outside approved construction hours.
09:00 PM - 10:00 PM	PM10 Daily Average 50.00 µg/m³ PM10	54.2	Gate 2	NR Out of hours	Localised weather. Outside approved construction hours.
Fri, 21 Feb 2025					
10:00 PM	PM10 Daily Average 50.00 µg/m³ PM10	51.4	Gate 1	NR Out of hours	Localised weather. Outside approved construction hours.

Daily Notes

No notes for this period

Device Details

Device Serial	Monitoring Points	Model	Calibration Date	Calibration Due
HEX-000426	-	SiteHive Hexanode	30 Jan 2025	30 Jan 2027
HEX-000673	-	SiteHive Hexanode	28 Feb 2025	28 Feb 2027
HEX-000074	Gate 1	SiteHive Hexanode	03 Oct 2024	03 Oct 2026
HEX-000442	-	SiteHive Hexanode	10 Dec 2024	10 Dec 2026
HEX-000732	Gate 2	SiteHive Hexanode	13 Nov 2024	13 Nov 2026
HEX-000547	North East	SiteHive Hexanode	27 Sep 2024	27 Sep 2026
HEX-000343	North	SiteHive Hexanode	24 Oct 2024	24 Oct 2026
HEX-000176	Gate 1	SiteHive Hexanode	10 Dec 2024	10 Dec 2026

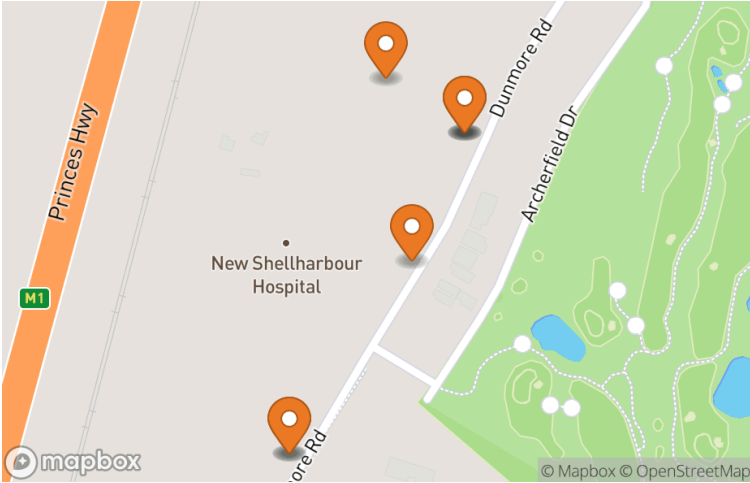
New Shellharbour Hospital

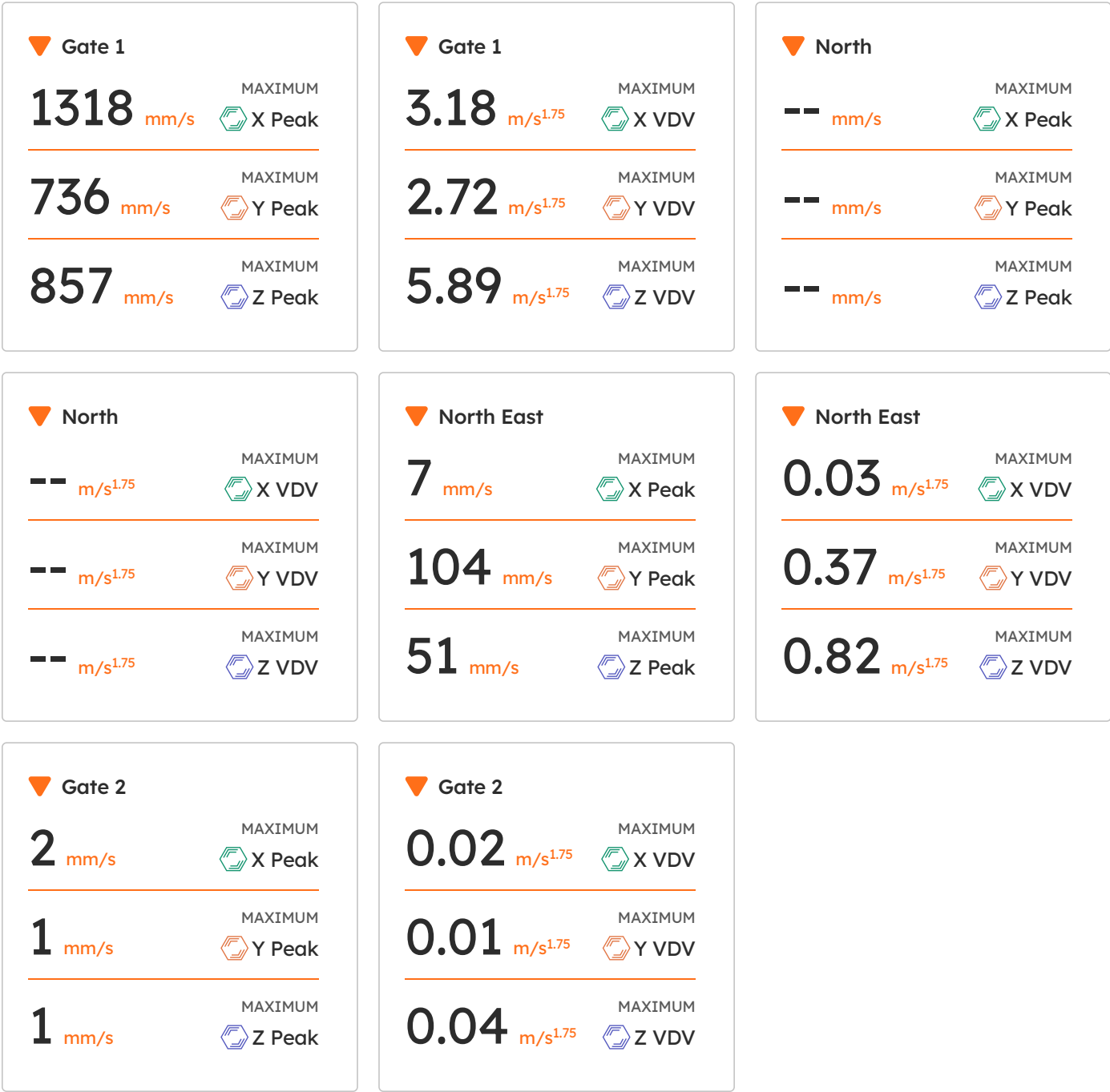
February 2025 - vibration




Monitoring Devices


Date Range 01 Feb 2025 - 28 Feb 2025




Device Serial	Monitoring Points
VIB-000052	Gate 2
VIB-000214	North East
VIB-000270	North
VIB-000274	Gate 1, North East
VIB-000398	North East
VIB-000353	Gate 1








mm/s	▼ Gate 1		
Daily Max	 X Peak	 Y Peak	 Z Peak
01 Feb 2025	--	--	--
02 Feb 2025	--	--	--
03 Feb 2025	--	--	--
04 Feb 2025	--	--	--
05 Feb 2025	--	--	--
06 Feb 2025	--	--	--
07 Feb 2025	--	--	--
08 Feb 2025	--	--	--
09 Feb 2025	--	--	--
10 Feb 2025	--	--	--
11 Feb 2025	--	--	--
12 Feb 2025	0	0	0
13 Feb 2025	8	7	1
14 Feb 2025	1318	736	857
15 Feb 2025	--	--	--
16 Feb 2025	--	--	--
17 Feb 2025	4	2	2
18 Feb 2025	1	3	1
19 Feb 2025	1	2	2
20 Feb 2025	1	1	1
21 Feb 2025	1	2	1
22 Feb 2025	--	--	--
23 Feb 2025	--	--	--
24 Feb 2025	636	516	708
25 Feb 2025	1	1	0
26 Feb 2025	2	2	1
27 Feb 2025	4	2	14
28 Feb 2025	0	0	0
	--	--	--




m/s ^{1.75}	▼ Gate 1	
Daily VDV	 Day	 Night
01 Feb 2025	-- (Z)	-- (Z)
02 Feb 2025	-- (Z)	-- (Z)
03 Feb 2025	-- (Z)	-- (Z)
04 Feb 2025	-- (Z)	-- (Z)
05 Feb 2025	-- (Z)	-- (Z)
06 Feb 2025	-- (Z)	-- (Z)
07 Feb 2025	-- (Z)	-- (Z)
08 Feb 2025	-- (Z)	-- (Z)
09 Feb 2025	-- (Z)	-- (Z)
10 Feb 2025	-- (Z)	-- (Z)
11 Feb 2025	-- (Z)	-- (Z)
12 Feb 2025	-- (Z)	-- (Z)
13 Feb 2025	0.01 (Z)	-- (Z)
14 Feb 2025	3.26 (Z)	-- (Z)
15 Feb 2025	-- (Z)	-- (Z)
16 Feb 2025	-- (Z)	-- (Z)
17 Feb 2025	0.14 (Z)	-- (Z)
18 Feb 2025	0.02 (Z)	-- (Z)
19 Feb 2025	0.04 (Z)	-- (Z)
20 Feb 2025	0.02 (Z)	-- (Z)
21 Feb 2025	0.02 (Z)	-- (Z)
22 Feb 2025	-- (Z)	-- (Z)
23 Feb 2025	-- (Z)	-- (Z)
24 Feb 2025	5.89 (Z)	-- (Z)
25 Feb 2025	0.01 (Z)	-- (Z)
26 Feb 2025	0.03 (Y)	-- (Z)
27 Feb 2025	0.23 (Z)	-- (Z)
28 Feb 2025	0.01 (Z)	-- (Z)


mm/s	▼ North		
Daily Max	 X Peak	 Y Peak	 Z Peak
01 Feb 2025	--	--	--
02 Feb 2025	--	--	--
03 Feb 2025	--	--	--
04 Feb 2025	--	--	--
05 Feb 2025	--	--	--
06 Feb 2025	--	--	--
07 Feb 2025	--	--	--
08 Feb 2025	--	--	--
09 Feb 2025	--	--	--
10 Feb 2025	--	--	--
11 Feb 2025	--	--	--
12 Feb 2025	--	--	--
13 Feb 2025	--	--	--
14 Feb 2025	--	--	--
15 Feb 2025	--	--	--
16 Feb 2025	--	--	--
17 Feb 2025	--	--	--
18 Feb 2025	--	--	--
19 Feb 2025	--	--	--
20 Feb 2025	--	--	--
21 Feb 2025	--	--	--
22 Feb 2025	--	--	--
23 Feb 2025	--	--	--
24 Feb 2025	--	--	--
25 Feb 2025	--	--	--
26 Feb 2025	--	--	--
27 Feb 2025	--	--	--
28 Feb 2025	--	--	--
	--	--	--

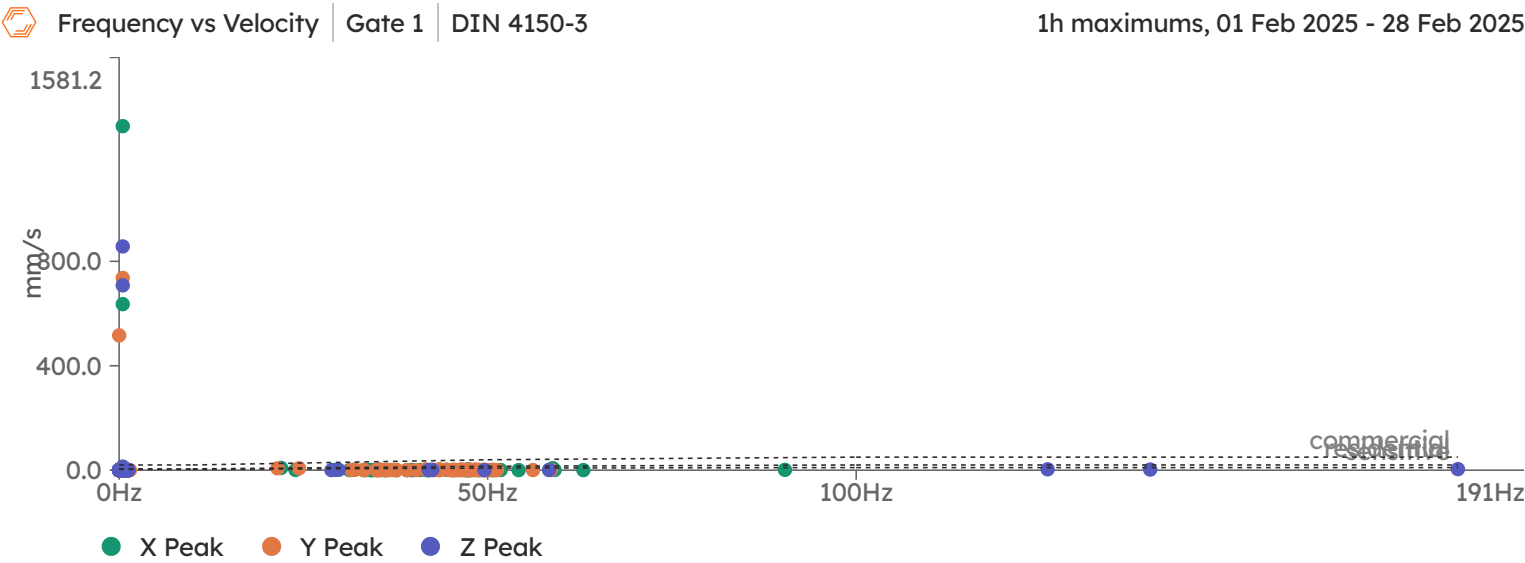
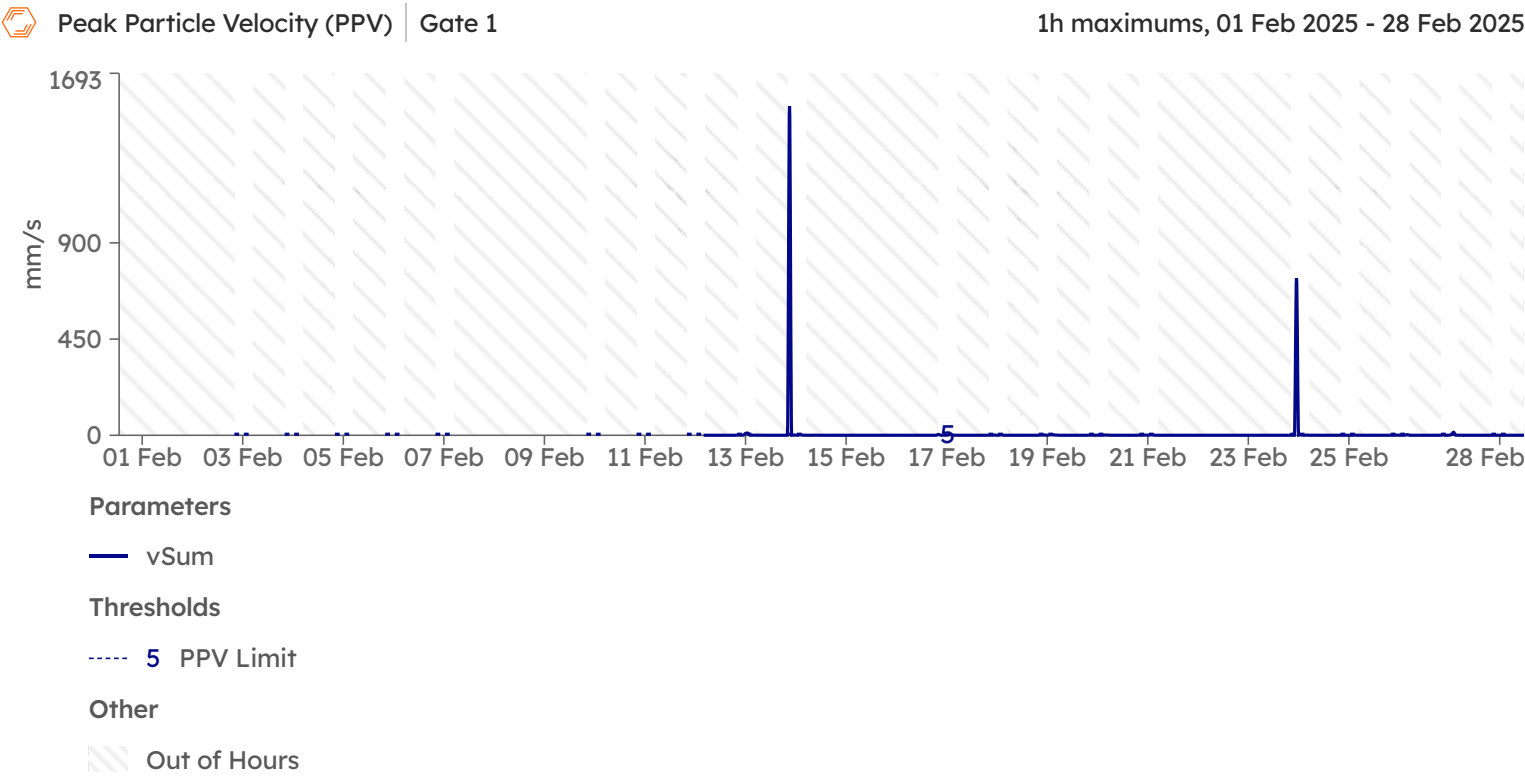
m/s ^{1.75}	▼ North	
Daily VDV	 Day	 Night
01 Feb 2025	-- (Z)	-- (Z)
02 Feb 2025	-- (Z)	-- (Z)
03 Feb 2025	-- (Z)	-- (Z)
04 Feb 2025	-- (Z)	-- (Z)
05 Feb 2025	-- (Z)	-- (Z)
06 Feb 2025	-- (Z)	-- (Z)
07 Feb 2025	-- (Z)	-- (Z)
08 Feb 2025	-- (Z)	-- (Z)
09 Feb 2025	-- (Z)	-- (Z)
10 Feb 2025	-- (Z)	-- (Z)
11 Feb 2025	-- (Z)	-- (Z)
12 Feb 2025	-- (Z)	-- (Z)
13 Feb 2025	-- (Z)	-- (Z)
14 Feb 2025	-- (Z)	-- (Z)
15 Feb 2025	-- (Z)	-- (Z)
16 Feb 2025	-- (Z)	-- (Z)
17 Feb 2025	-- (Z)	-- (Z)
18 Feb 2025	-- (Z)	-- (Z)
19 Feb 2025	-- (Z)	-- (Z)
20 Feb 2025	-- (Z)	-- (Z)
21 Feb 2025	-- (Z)	-- (Z)
22 Feb 2025	-- (Z)	-- (Z)
23 Feb 2025	-- (Z)	-- (Z)
24 Feb 2025	-- (Z)	-- (Z)
25 Feb 2025	-- (Z)	-- (Z)
26 Feb 2025	-- (Z)	-- (Z)
27 Feb 2025	-- (Z)	-- (Z)
28 Feb 2025	-- (Z)	-- (Z)

mm/s	▼ North East		
Daily Max	 X Peak	 Y Peak	 Z Peak
01 Feb 2025	--	--	--
02 Feb 2025	--	--	--
03 Feb 2025	0	0	0
04 Feb 2025	0	0	0
05 Feb 2025	0	0	0
06 Feb 2025	0	0	0
07 Feb 2025	0	0	0
08 Feb 2025	--	--	--
09 Feb 2025	--	--	--
10 Feb 2025	0	0	0
11 Feb 2025	7	104	51
12 Feb 2025	1	1	1
13 Feb 2025	0	0	0
14 Feb 2025	0	0	0
15 Feb 2025	--	--	--
16 Feb 2025	--	--	--
17 Feb 2025	0	0	0
18 Feb 2025	0	0	0
19 Feb 2025	2	1	1
20 Feb 2025	1	0	0
21 Feb 2025	1	1	1
22 Feb 2025	--	--	--
23 Feb 2025	--	--	--
24 Feb 2025	0	0	0
25 Feb 2025	0	0	0
26 Feb 2025	0	0	0
27 Feb 2025	1	0	0
28 Feb 2025	0	0	0
	--	--	--

m/s ^{1.75}	▼ North East	
Daily VDV	 Day	 Night
01 Feb 2025	-- (Z)	-- (Z)
02 Feb 2025	-- (Z)	-- (Z)
03 Feb 2025	0.01 (Z)	-- (Z)
04 Feb 2025	0.01 (Z)	-- (Z)
05 Feb 2025	0.01 (Z)	-- (Z)
06 Feb 2025	0.01 (Z)	-- (Z)
07 Feb 2025	0.01 (Z)	-- (Z)
08 Feb 2025	-- (Z)	-- (Z)
09 Feb 2025	-- (Z)	-- (Z)
10 Feb 2025	0.01 (Z)	-- (Z)
11 Feb 2025	0.82 (Z)	-- (Z)
12 Feb 2025	0.01 (Z)	-- (Z)
13 Feb 2025	-- (Z)	-- (Z)
14 Feb 2025	0.01 (Z)	-- (Z)
15 Feb 2025	-- (Z)	-- (Z)
16 Feb 2025	-- (Z)	-- (Z)
17 Feb 2025	0.01 (Z)	-- (Z)
18 Feb 2025	0.01 (Z)	-- (Z)
19 Feb 2025	0.01 (Z)	-- (Z)
20 Feb 2025	0.01 (Z)	-- (Z)
21 Feb 2025	0.01 (Z)	-- (Z)
22 Feb 2025	-- (Z)	-- (Z)
23 Feb 2025	-- (Z)	-- (Z)
24 Feb 2025	0.01 (Z)	-- (Z)
25 Feb 2025	0.01 (Z)	-- (Z)
26 Feb 2025	0.01 (Z)	-- (Z)
27 Feb 2025	0.01 (Z)	-- (Z)
28 Feb 2025	0.01 (Z)	-- (Z)

mm/s	▼ Gate 2		
Daily Max	 X Peak	 Y Peak	 Z Peak
01 Feb 2025	--	--	--
02 Feb 2025	--	--	--
03 Feb 2025	1	1	0
04 Feb 2025	0	0	0
05 Feb 2025	1	1	0
06 Feb 2025	1	0	0
07 Feb 2025	0	0	0
08 Feb 2025	--	--	--
09 Feb 2025	--	--	--
10 Feb 2025	0	0	0
11 Feb 2025	0	0	0
12 Feb 2025	0	0	0
13 Feb 2025	1	1	0
14 Feb 2025	1	1	0
15 Feb 2025	--	--	--
16 Feb 2025	--	--	--
17 Feb 2025	0	0	0
18 Feb 2025	1	0	0
19 Feb 2025	1	1	0
20 Feb 2025	1	1	0
21 Feb 2025	2	1	1
22 Feb 2025	--	--	--
23 Feb 2025	--	--	--
24 Feb 2025	0	0	0
25 Feb 2025	0	0	0
26 Feb 2025	0	0	0
27 Feb 2025	0	0	0
28 Feb 2025	0	0	0
	--	--	--

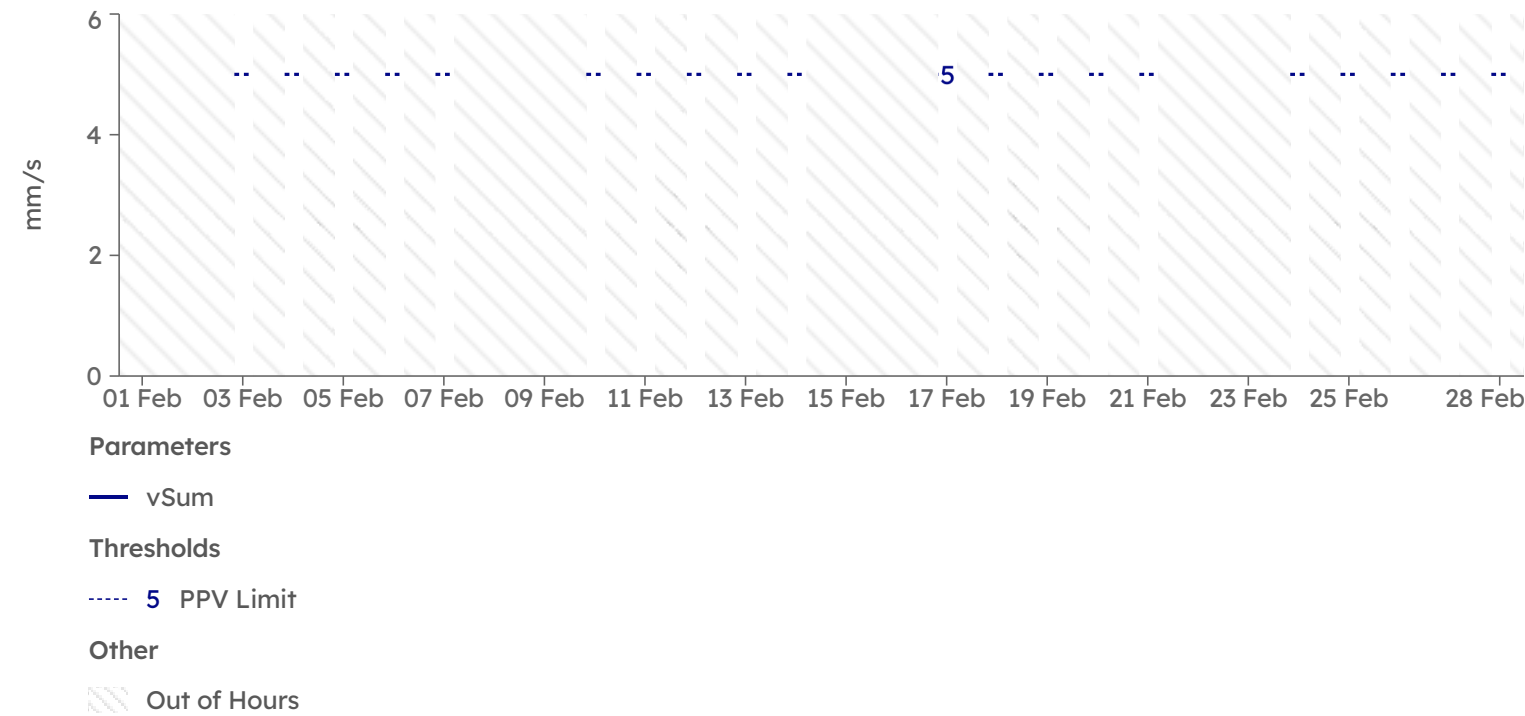
m/s ^{1.75}	▼ Gate 2	
Daily VDV	 Day	 Night
01 Feb 2025	-- (Z)	-- (Z)
02 Feb 2025	-- (Z)	-- (Z)
03 Feb 2025	0.02 (Z)	-- (Z)
04 Feb 2025	0.01 (Z)	-- (Z)
05 Feb 2025	0.02 (Z)	-- (Z)
06 Feb 2025	0.01 (Z)	-- (Z)
07 Feb 2025	0.01 (Z)	-- (Z)
08 Feb 2025	-- (Z)	-- (Z)
09 Feb 2025	-- (Z)	-- (Z)
10 Feb 2025	0.01 (Z)	-- (Z)
11 Feb 2025	0.01 (Z)	-- (Z)
12 Feb 2025	0.01 (Z)	-- (Z)
13 Feb 2025	0.03 (Z)	-- (Z)
14 Feb 2025	0.02 (Z)	-- (Z)
15 Feb 2025	-- (Z)	-- (Z)
16 Feb 2025	-- (Z)	-- (Z)
17 Feb 2025	0.01 (Z)	-- (Z)
18 Feb 2025	0.03 (Z)	-- (Z)
19 Feb 2025	0.04 (Z)	-- (Z)
20 Feb 2025	0.03 (Z)	-- (Z)
21 Feb 2025	0.02 (Z)	-- (Z)
22 Feb 2025	-- (Z)	-- (Z)
23 Feb 2025	-- (Z)	-- (Z)
24 Feb 2025	0.01 (Z)	-- (Z)
25 Feb 2025	0.01 (Z)	-- (Z)
26 Feb 2025	0.01 (Z)	-- (Z)
27 Feb 2025	0.01 (Z)	-- (Z)
28 Feb 2025	0.01 (Z)	-- (Z)





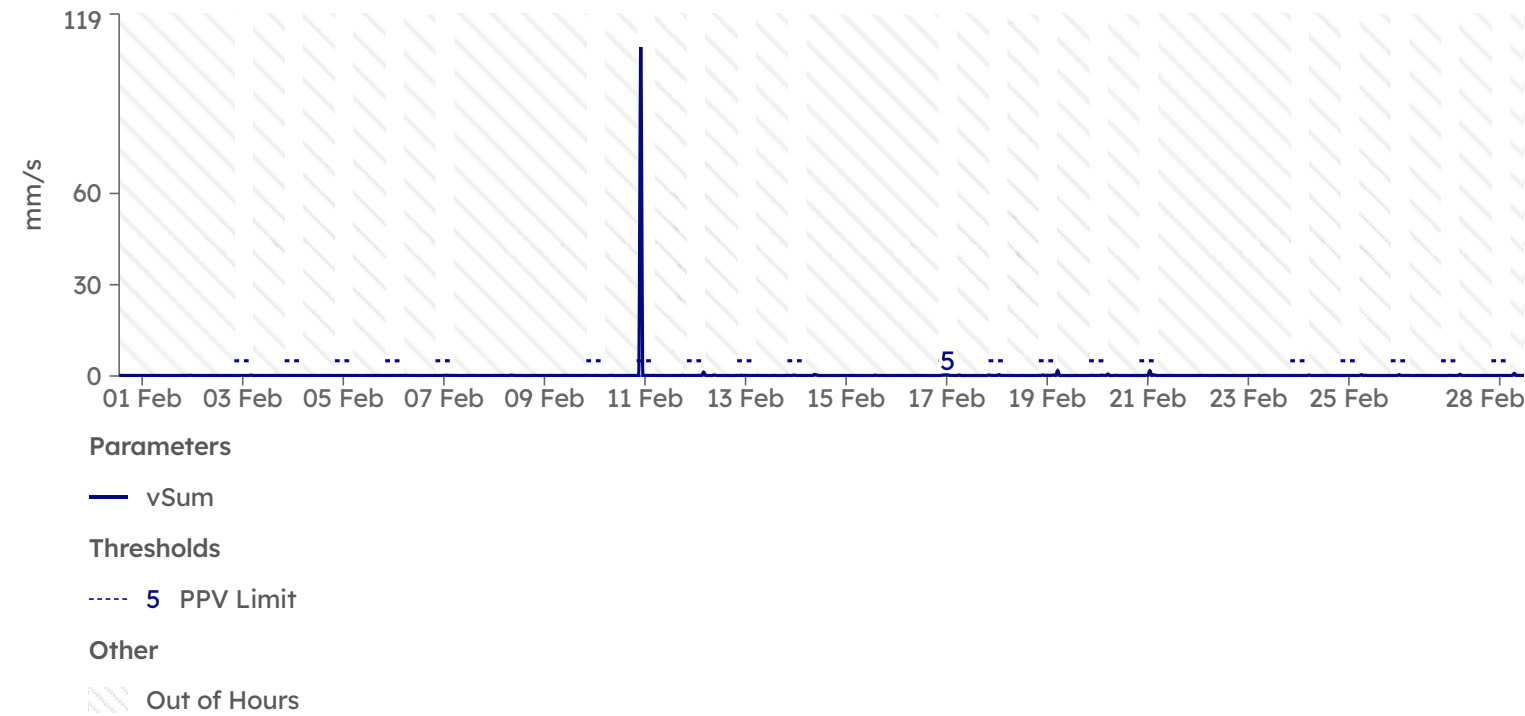
Peak Particle Velocity (PPV) | North

1h maximums, 01 Feb 2025 - 28 Feb 2025



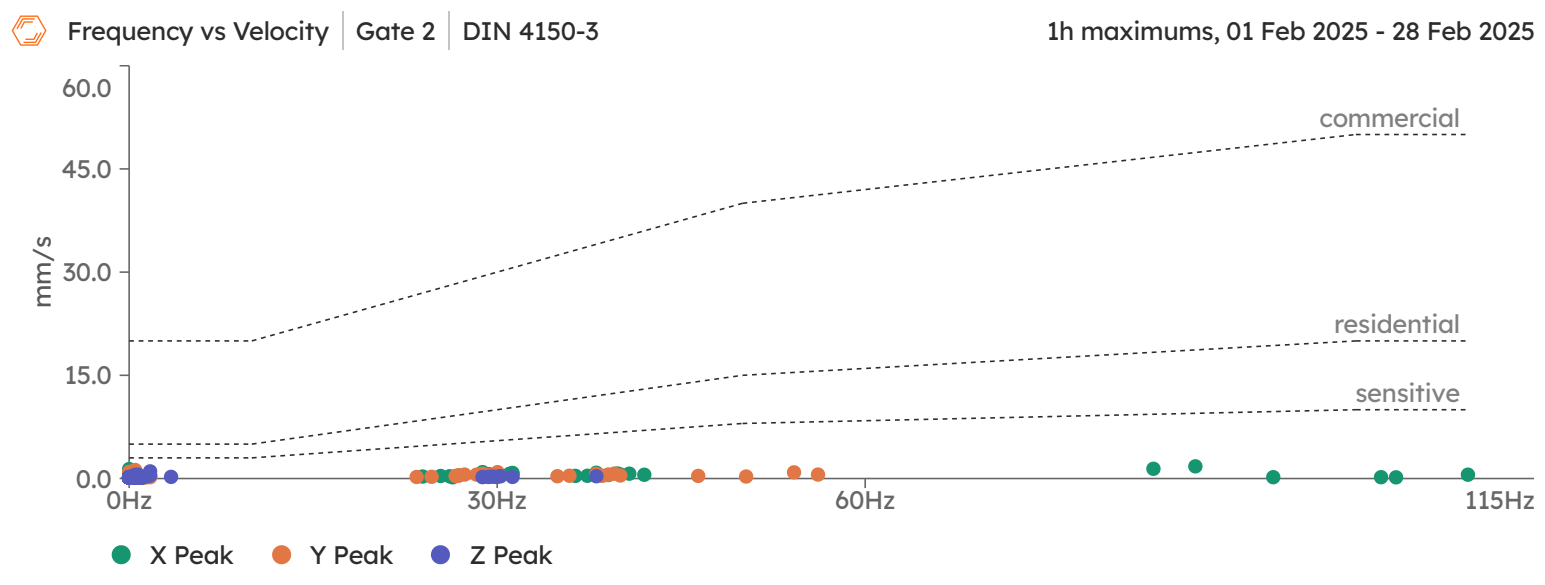
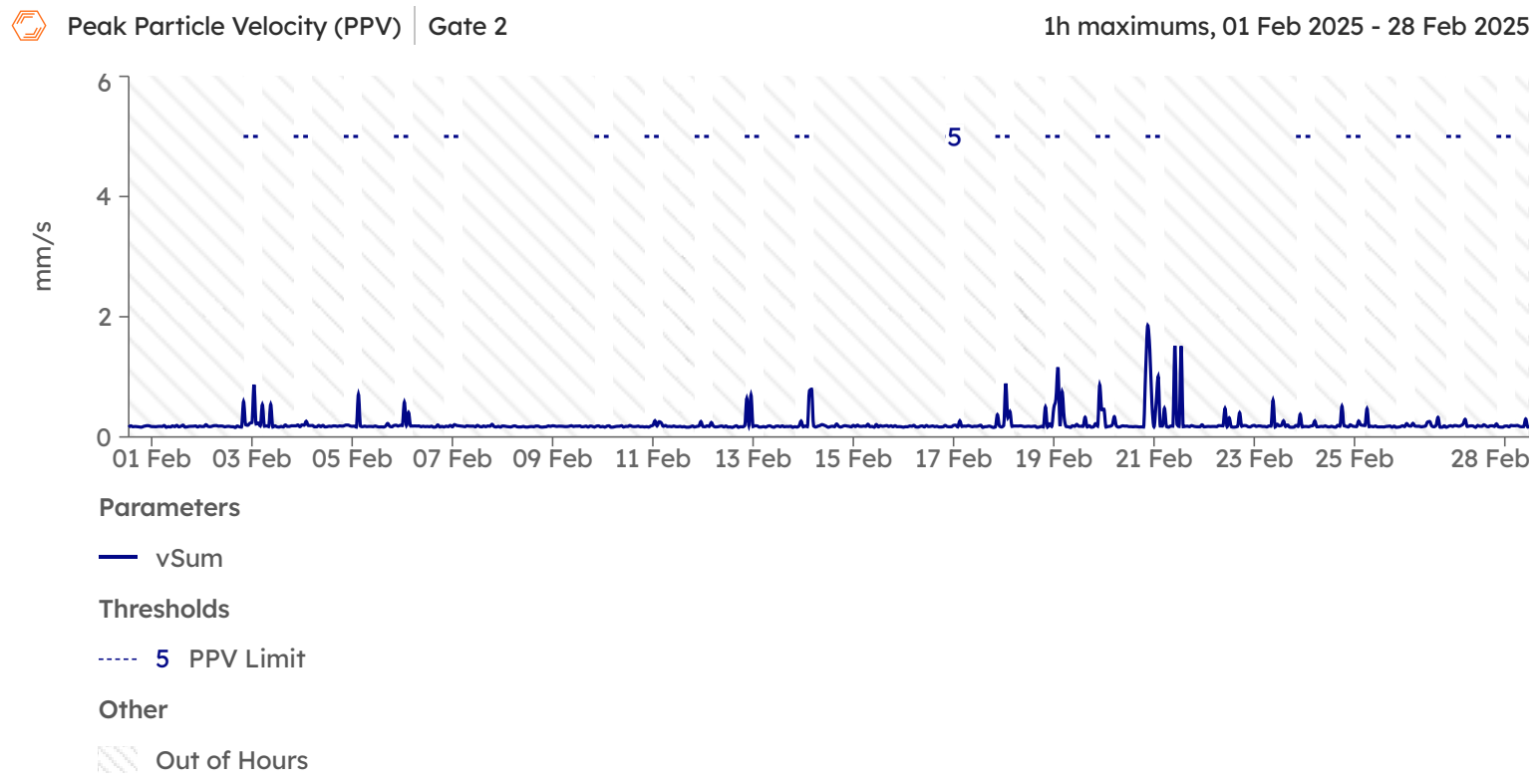
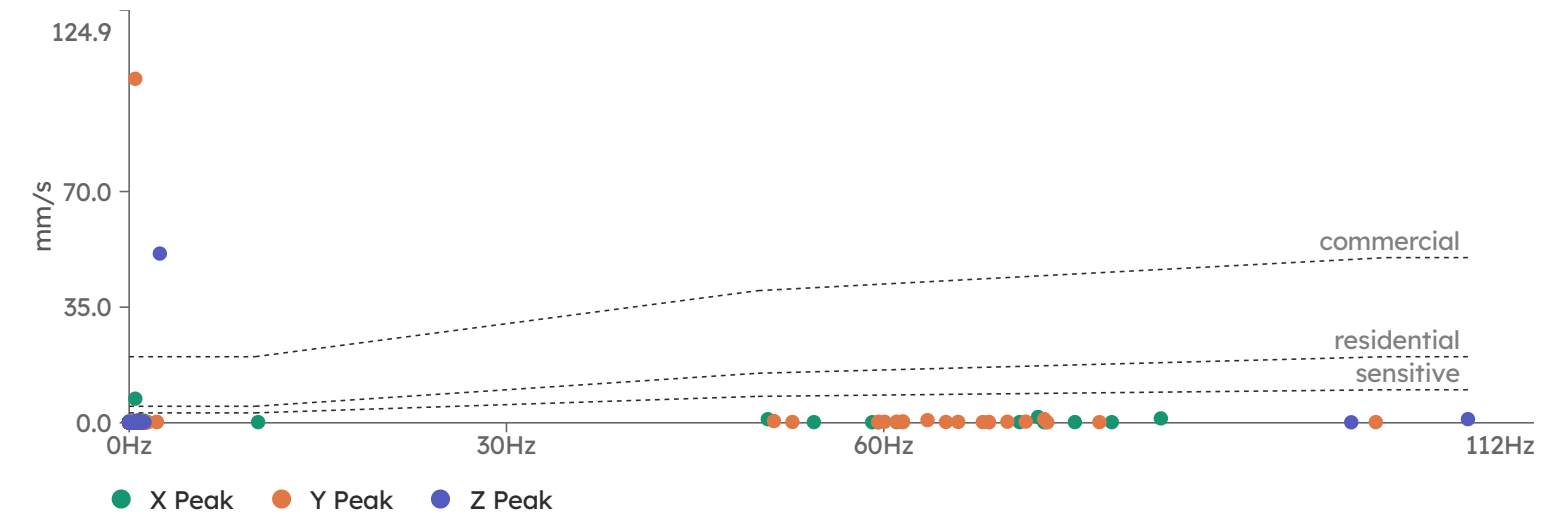
Peak Particle Velocity (PPV) | North East

1h maximums, 01 Feb 2025 - 28 Feb 2025











Frequency vs Velocity | North East | DIN 4150-3

1h maximums, 01 Feb 2025 - 28 Feb 2025




Vibration Explained Events

Time	Rule	Values	Monitoring	Category	Event Notes
Tue, 11 Feb 2025					
09:35 AM	PPV Limit 5.00 mm/s  vSum	108.107	North East	NR Plant too close to monitor	Monitor impacted by close proximity work. Not realistic value. Not Reportable.

Time	Rule	Values	Monitoring	Category	Event Notes
Thu, 13 Feb 2025					
11:13 AM	PPV Limit 5.00 mm/s  vSum	6.219	Gate 1	NR Plant too close to monitor	Event reviewed with consideration of frequency domain. All measured levels are below the relevant criteria at the measured dominant frequency. Event is considered compliant.
11:14 AM	PPV Limit 5.00 mm/s  vSum	7.283	Gate 1		Event reviewed with consideration of frequency domain. All measured levels are below the relevant criteria at the measured dominant frequency. Event is considered compliant.
11:34 AM	PPV Limit 5.00 mm/s  vSum	8.72	Gate 1		Event reviewed with consideration of frequency domain. All measured levels are below the relevant criteria at the measured dominant frequency. Event is considered compliant.
11:35 AM	PPV Limit 5.00 mm/s  vSum	8.477	Gate 1		Event reviewed with consideration of frequency domain. All measured levels are below the relevant criteria at the measured dominant frequency. Event is considered compliant.
12:31 PM	PPV Limit 5.00 mm/s  vSum	10.599	Gate 1		Event reviewed with consideration of frequency domain. All measured levels are below the relevant criteria at the measured dominant frequency. Event is considered compliant.
12:32 PM	PPV Limit 5.00 mm/s  vSum	9.914	Gate 1		Event reviewed with consideration of frequency domain. All measured levels are below the relevant criteria at the measured dominant frequency. Event is considered compliant.
Fri, 14 Feb 2025					
08:26 AM - 08:27 AM	PPV Limit 5.00 mm/s  vSum	69.728, 1538.692	Gate 1	NR Worker next to monitor	Monitor impacted by close proximity work. Not realistic value. Not Reportable.

Time	Rule	Values	Monitoring	Category	Event Notes
------	------	--------	------------	----------	-------------

Mon, 24 Feb 2025					
10:42 AM -	PPV Limit	735.322,	Gate 1		Monitor impacted by close proximity work. Not realistic value. Not Reportable.
10:43 AM	5.00 mm/s	728.078			
	 vSum				

Thu, 27 Feb 2025					
01:05 PM	PPV Limit	14.08	Gate 1	NR Plant too	Installation of site sheds were being undertaken within close proximity of the noise monitor. As such these events do not represent noise levels at surrounding noise sensitive receiver locations.
	5.00 mm/s			close to	
	 vSum			monitor	

Daily Notes					
No notes for this period					

Device Details				
Device Serial	Monitoring Points	Model	Calibration Date	Calibration Due
VIB-000052	Gate 2	SiteHive Hexanode	24 Jul 2024	24 Jul 2026
VIB-000214	North East	SiteHive Hexanode	09 Aug 2024	09 Aug 2026
VIB-000270	North	SiteHive Hexanode	05 Sep 2024	05 Sep 2026
VIB-000274	Gate 1, North East	SiteHive Hexanode	05 Sep 2024	05 Sep 2026
VIB-000398	North East	SiteHive Hexanode	28 Jan 2025	28 Jan 2027
VIB-000353	Gate 1	SiteHive Hexanode	15 Jan 2025	15 Jan 2027

Appendix B – Author Curriculum Vitae – Matthew Furlong

MATTHEW FURLONG

PRINCIPAL ACOUSTIC ENGINEER

Bachelor of Creative Technology (Audio Engineering and Sound Production), JMC Academy

Member of Australian Acoustical Society (MAAS)

UTS Certification Short Course - Acoustics (NSW Fair Trading Approved)



Matthew is an acoustic consultant with over 10 years' experience in acoustic design for various architectural, environmental and infrastructure projects. He has provided services during the conceptual, planning approval, detailed design, design finalisation and IFC, construction, commissioning, and post-construction stages for a range of different projects.

Matthew's key strength is large scale acoustic design and delivery across the residential, commercial, education and healthcare sectors. As an acoustic consultant, he has also contributed his expertise to other development types including cultural and performance art spaces, licensed premises office fitouts, and industrial developments.

☎ 0452 414 785

✉ MatthewF@pwna.com.au

SKILL SET:

- Architectural acoustic design
- Building services acoustic design
- Construction and commissioning
- Expert witness & court works
- Environment impact assessments (SSI & SSD)
- Façade acoustic design
- NCC/BCA design and compliance
- New business development
- Team management
- Project management

MAJOR PROJECTS:

Sydney Children's Hospital Stage 1 and Minderoo Children's Comprehensive Cancer Centre (SCH1 & MCCCC)
Client: LCI/NSW Hl/John Holland

Western Sydney Airport (WSA)
Client: LCI

Chatswood Education Precinct (Chatswood HS & PS)
Client: Richard Crookes Constructions

Macquarie Park Village (MPV)
Client: Frasers

Crown Casino Sydney
Client: Crown Sydney/Lendlease



PULSE WHITE NOISE ACOUSTICS
Suite 601, L6, 32 Walker St, North Sydney NSW 2060 P 1800 478 573 pwna.com.au

1 of 7

EXPERIENCE

EDUCATION

- **Schematic, SSDA, Detailed Design, IFC, Construction Carlingford West Public School**
- **Detailed Design, IFC, Construction Cumberland High School**
- Masterplan, Concept, Schematic, SSDA, Design Development Tallawong Station Public School.
- Masterplan, Concept, Schematic and SSDA Tallawong Public School.
- Schematic and SSDA Macquarie Park Public School.
- Detailed Design, IFC and Construction Neutral Bay Public School.
- SSDA and Acoustic Design Meadowbank Education Precinct
- Schematic, SSDA, Detailed Design, IFC, Construction and Commissioning New Primary School in Murrumbateman
- Schematic, SSDA, Detailed Design, IFC, Construction and Commissioning New Primary School in Googong.
- Detailed Design, IFC, Construction and Commissioning at Epping South
- Detailed Design, IFC, Construction and Commissioning at Epping West.
- **Design Finalisation, IFC, Construction and Commissioning Chatswood High School.**
- **Design Finalisation, IFC, Construction and Commissioning Chatswood Public School.**
- Schematic, Planning Pathway Hurstville Agricultural High School
- Schematic, Planning Pathway Yanco Agricultural High School
- SSDA, Construction (Mech) and Commissioning (Mech) Meadowbank School.
- Construction and Commissioning Meadowbank TAFE Building.
- CNVMP and Construction Services Anzac Park Public School
- CNVMP and Construction Services Alexandria Park Public School (Stage 1)
- **Design Finalisation, IFC, Construction Melonba High School**
- **Design Finalisation, IFC, Construction Melonba Public School**

RESIDENTIAL

- **Acoustic Design for Crown Casino Sydney.**
- Acoustic Design and Construction Services 130 Elizabeth Street, Sydney (One30Hyde).
- Acoustic Design and Construction Services Trinity Terraces Rosebery.
- Construction Services 1a Coulson Street, Erskinvile.
- Construction Services for the Erko Apartments Erskinvile.
- Construction Services for the Eve Apartments Erskinvile.
- Acoustic Design 54-56 Riley Street and 1 Crown Lane, Darlinghurst.
- Development Application, Acoustic Design and Construction Services New Life Darling Harbour, 495 Harris Street, Ultimo.
- **Development Application, Acoustic Design and Construction Services Meriton Developments (Mascof, Rosebery, Epping, Parramatta, Pagewood, Bondi, Dee Why, Zetland, Waterloo, North Sydney, Sydney, Macquarie Park).**
- Development Application, Acoustic Design and Construction Services Summer Hill Flourmill Stages 1, 2, 3 and 4.
- **Acoustic Design and Construction Services Macquarie Park Village.**
- **Acoustic Design and Construction Services Ryde Gardens.**
- Acoustic Design and Construction Services Tempo Apartments Victoria Road Drummoyne.
- Development Application, Acoustic Design and Construction Services Winston Hills Mall Residential.
- Construction Services Presbyterian Aged Care Paddington.
- Acoustic Design and Construction Services Wahroonga Nursing Home.
- Acoustic Design and Construction Anglicare Castle Hill (ARV).
- Acoustic Design and Construction Cardinal Freeman Village, Ashfield.

COMMERCIAL

- **Development Application, Acoustic Design and Construction Services Winston Hills Mall Enabling Works.**
- Development Application and Acoustic Design 210-220 George Street Sydney.
- **Acoustic Design and Construction Services 151 Clarence Street, Sydney.**
- Development Application for 390-396 Pitt Street, Haymarket.
- **Acoustic Design and Construction Services Chifley Plaza Internal Works.**
- Development Application 371-375 Pitt Street, Sydney.
- Construction Services Fitout of the Department of Premier and Cabinets.
- Noise Investigations for Transport NSW (Chatswood and Burwood).
- **Schematic Design for Western Sydney Airport – Nancy Warbird (WSA).**
- Schematic Design, Detailed Design, Tender, IFC, Construction Johnson Winter Slattery (JWS) Sydney Office Fitout.
- Schematic Design, Detailed Design, Tender, IFC, Construction UHY Haines Norton Sydney Office Fitout.

CULTURAL AND PERFORMING ART SPACES

- **Acoustic Design and demonstration for the Wintjiri Wiru drone, light and sound show (Uluru).**
- **Acoustic Design for Powerhouse Parramatta.**
- Acoustic Design and construction services for Manning Entertainment Centre.
- Acoustic Design and construction services for Brickworks Sydney Broadcast and Podcast Spaces.
- Acoustic Design and construction services for Channel 9 Sydney Headquarters and Studio Spaces.
- Acoustic Design for Maclean Community Precinct.
- **Commissioning services for Sydney Modern.**
- Acoustic Design for School Infrastructure NSW School Hall and Performing Arts Spaces (including Chatswood Public School, Chatswood High School, Googong Public School, Murrumbateman Public School, Tallawong Station Public School, Tallawong Public School, Melonba Public School, Marsden Park High School, Cumberland High School, Carlingford West Public School, New Primary, Nharala Public School etc).

- Acoustic Design and Construction for Scientia Project, Monte Sant' Angelo Mercy College.

HEALTH FACILITIES

- **Master Planning, Feasibility, Schematic, SSDA, Detailed Design and IFC for Sydney Children's Hospital Stage 1 & Minderoo Children's Comprehensive Cancer Centre (SCH1/MCCCC), Randwick.**
- Formulation of the new Victorian Health Engineering Guidelines (Acoustics).
- Construction Services for Wagga Wagga Base Hospital Stage 2.
- SSDA and Acoustic Design for Concord Repatriation General Hospital.
- SSDA and Acoustic Design Nepean Public Hospital.
- **CNVMP, Design Finalisation, IFC, Construction Campbelltown Hospital Redevelopment Works.**
- Acoustic Design for Eurobodalla Regional Hospital.

LICENSED PREMISES

- Development Application for The Cauliflower Hotel, Waterloo
- Development Application for Christopher Hanna Salon and Bar, 13-15a Bridge Street, Sydney
- Development Application for the Tilbury Hotel Woollahra.
- Development Application for the Exchange Hotel, Balmain.
- Development Application for the Town Hall Hotel, Balmain.
- Development Application for the Exchange Hotel, Darlinghurst.
- Development Application for 388 George Street, Sydney.
- Development Application for 88 Pitt Street, Sydney.
- Development Application for 92 Pitt Street, Sydney.
- Development Application for Piliu Freshwater.
- **Development Applications for the Redevelopment of Ibis Hotels:**
 - Enfield NSW.
 - Liverpool NSW.
 - Wentworthville NSW.

MATTHEW FURLONG
PRINCIPAL ACOUSTIC ENGINEER, PWNA

- o Sydney Airport NSW.
- o St Peters NSW.
- o Olympic Park NSW.
- o Thornleigh NSW.

INDUSTRIAL

- Acoustic design Erskine Park Industrial Area.
- CNVMP, Acoustic Design, IFC and Construction Snackbrands Orchard Hills.
- **CNVMP, Acoustic Design, IFC and Construction Logos Moorebank (Warehouse 6 & 7).**